

Component Specifications

Part Number
5G596-Uxx
5G596-C48

GigaMax™ 5e Universal Patch Panels

APPLICATION

Leviton's GigaMax™ 5e Patch Panels and Patch Blocks are ideal for modular cross connection and available in a multitude of port densities to meet the needs of high-speed data applications. Craft-friendly 110 punchdowns on the rear of the panel make installation easy.

FEATURES

- Craft-friendly installation.
- Universal T568A and T568B wiring cards for 110-style IDC terminations.
- Color-coded front labeling for easy port identification.
- Centralized labeling available on 48 port panel.
- Grounding standoff for optional earthing/grounding.

STANDARDS COMPLIANCE

Meets all applicable standards: UL Listed; meets or exceeds all TIA/EIA-568-B for Category 5e requirements; and meets FCC Part 68.


PHYSICAL SPECIFICATIONS

Dimensions:	12, 24 Port - 1.75"H x 19"W x 1.31"D 48 Port - 3.5"H x 19"W x 1.31"D 96 Port - 7.0"H x 19"W x 1.31"D 89D Patch Block – 10.0"H x 2.3"W x 1.474"D
Capacity:	12-, 24-, 48-, 96-port and U89 Universal 12-Port Patch Block
Materials:	16 gauge steel, painted black, PCB and plastic components are rated UL 94V-0

DESIGN CONSIDERATIONS

- Color-coded front window labeling for easy port identification.
- Centralized labeling (available on 48 port), promotes greater visibility of labels when patch cords are routed into horizontal cable management above and below the patch panel.
- Mounts on 19" standard equipment racks.
- Panel offered in 12-, 24-, 48- and 96-port configurations and a Universal U89 12-Port Patch Block for wall-mount applications.
- Connector modules are grouped in sets of six.

See ELECTRONIC FILES for CAD files (.DXF, .DWG, MS-DOS.EPS) on disk



GigaMax™ 5e Universal Patch Panels

WARRANTY INFORMATION

For a copy of Leviton product warranties, log on to www.levitonvoicedata.com/warranty.

For ELECTRONIC Typical Specs see (.TXT) file on disk.

TYPICAL SPECIFICATION

The patch panel shall meet or exceed the requirements for Category 5e described in TIA/EIA-568-B as well as the Class E requirements described in ISO/IEC 11801-B. The panels shall feature both T568A and T568B wiring configurations, white IDC 110-punchdown modules, mounting standoffs for cable management bars, color-coded front window labeling, and a termination standoff for patch panel earthing/grounding. The panels shall have universal T568A and T568B wiring card for terminations. The panels shall be made of 16 gauge steel, and shall have a black painted finish with white silk-screening. The plastic elements shall be fire-retardant with a UL flammability rating of 94V-0. The panel shall be offered in 12-, 24-, 48-, 96-port configurations as well as 89D 12-port configuration for wall mount applications. The patch panel shall be configured with six port modules. The 110 termination on the rear of the panel shall follow normal installation color sequence (blue, orange, green, brown) from left to right.



For Technical Support Call 1-425-485-4288; in USA call 1-800-824-3005
Spec sheets and updates are also available at www.levitonvoicedata.com.

2222 – 222nd St. SE • Bothell, WA 98021 USA
Tel: 1-800-722-2082 / 1-425-485-4288 • Fax: 1-425-483-5270 • Int'l Fax: 1-425-485-9170 • GSA Schedule Available.

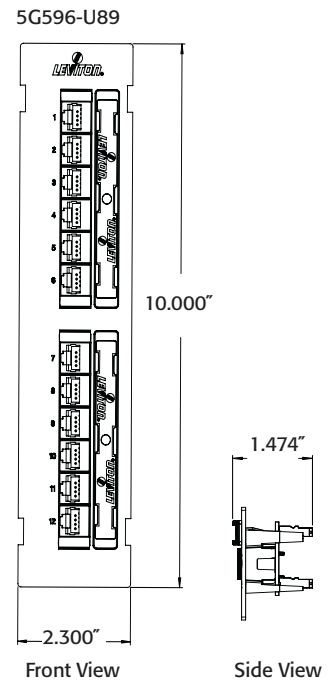
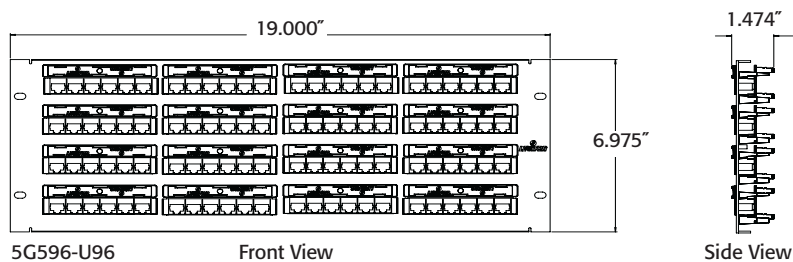
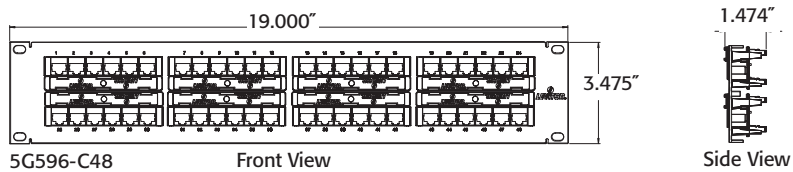
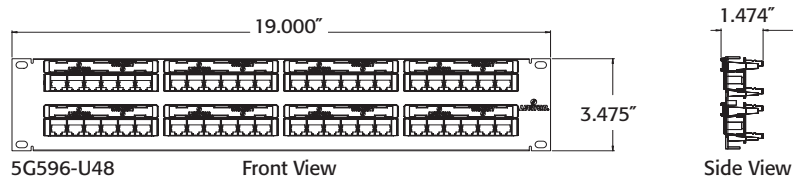
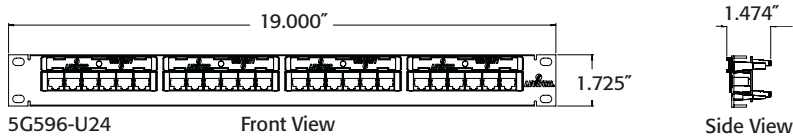
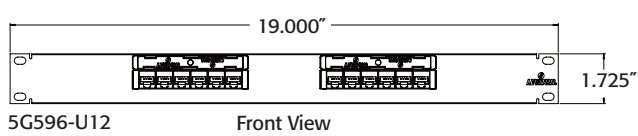


GigaMax™ 5e Universal Patch Panels

Part Number
5G596-Uxx
5G596-C48

DIMENSIONAL LINE ART

See ELECTRONIC FILES for CAD images
 (.DXF, .DWG, MS-DOS.EPS)



PART NUMBERS

Description	Part No.
GigaMax 5e Universal Patch Panel, CAT 5e, 12-port	5G596-U12
GigaMax 5e Universal Patch Panel, CAT 5e, 24-port	5G596-U24
GigaMax 5e Universal Patch Panel, CAT 5e, 48-port	5G596-U48
GigaMax 5e Universal Patch Panel, CAT 5e, 48-Port w/Centralized Labeling	5G596-C48
GigaMax 5e Universal Patch Panel, CAT 5e, 96-port	5G596-U96
GigaMax 5e Universal U89 Patch Block, CAT 5e, 12-port	5G596-U89



For Technical Support 1-425-485-4288; in USA call 1-800-824-3005.
 Spec sheets and updates are also available at www.levitonvoicedata.com.

2222 - 222nd St. SE • Bothell, WA 98021 USA • Tel: 1-800-722-2082 / 1-425-485-4288 • Fax: 1-425-483-5270 • Int'l Fax: 1-425-485-9170

