


# PROPRIETARY NOTICE

This document discloses confidential subject matter in which MilesTek Corporation and its subsidiaries have proprietary rights. Neither receipt nor possession thereof confers or transfers any right to reproduce or disclose the document, any part thereof, any information contained therein, or any physical article or device, or to practice any method or process, except by written permission from, or written agreement with MilesTek Corporation and its subsidiaries.

REVISONS			
REV	DESCRIPTION	DATE	APPROVED
A	INITIAL RELEASE	06/02/17	G.HUAN



LENGTH

"P1"

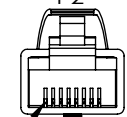


POSITION 1

2X SNAGLESS STRAIN RELIEF BOOT

2X RJ45 SHIELDED PLUG (8X8)

"P2"



POSITION 1

## NOTES:

### MATERIAL:

PLUG HOUSING: POLYCARBONATE, CLEAR, UL94V-0  
CONTACTS: PHOSPHOR BRONZE  
CABLE JACKET: LOW SMOKE, ZERO HALOGEN, COLOR: SEE CHART  
PLUG SHIELDING: BRASS  
SNAGLESS BOOT: LOW SMOKE, ZERO HALOGEN, BLACK

### FINISH:

CONTACTS: 50 μINCHES GOLD PLATED IN CONTACT AREA  
OVER 100 μINCHES NICKEL PLATE OVERALL  
PLUG SHIELDING: NICKEL PLATED

### CABLE CHARACTERISTICS:

SHIELDED, FOUR TWISTED PAIR, CAT 6 MODULAR CABLE  
CONDUCTORS: 26 AWG STRANDED BARE COPPER WITH ALUMINUM/ POLYESTER FOIL SHIELD AND TINNED COPPER BRAID SHIELD.

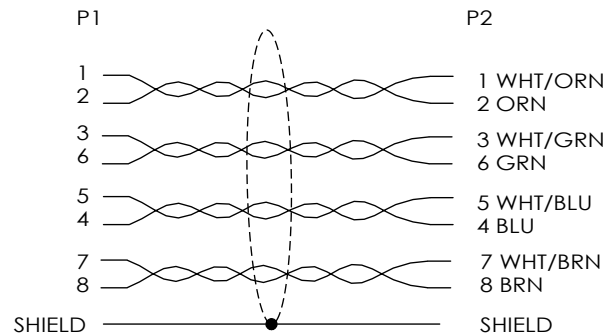
### MISCELLANEOUS:

LENGTHS OVER 10 METERS (32.8 FT) ARE CHANNEL RATED.  
PLUG CONFORMS TO TIA-1096.  
CABLE ASSEMBLY TO BE TESTED FOR CONTINUITY.  
CABLE ASSEMBLY TO BE INDIVIDUALLY PACKAGED IN ACCORDANCE WITH SPEC. PS-0054.

### REGULATORY COMPLIANCE:

CE2011/65/EU(RoHS DIRECTIVE)

## WIRING MAP



## NON CONTROLLED DRAWING IF PRINTED

AS9100C CERTIFIED				CAD SYSTEM DRAWING - DO NOT REVISE MANUALLY			
				SIGNATURE	DATE	<b>MilesTek</b> <small>Military / Aerospace / Communications / Industrial</small>	
				DRAWN BY: G.HUAN	06/02/17		
				CHECKED BY: D.GUITTADAURO	06/13/17	TITLE CA RJ45 C6 SF/UTP LSZH	
				APPROVED ENGINEERING: S.PAN	06/13/17		
				APPROVED MANUFACTURING:		SIZE <b>A</b>	
				CUSTOMER APPROVAL			
				CAGE CODE: 42977		DRAWING NUMBER: <b>T6A00001</b>	
DASH	NEXT ASSY	USED ON		APPLICATION		SCALE: NTS	SHEET 1 OF 2

UNLESS OTHERWISE SPECIFIED ALL DIMENSIONS ARE IN INCHES  
OVERALL CABLE LENGTH TOLERANCE:  
≤12 [305] = +1 [25] / -0  
>12 [305] ≤60 [1524] = +2 [51] / -0  
>60 [1524] ≤120 [3048] = +4 [102] / -0  
>120 [3048] ≤300 [7620] = +6 [152] / -0  
>300 [7620] = +5% / -0%  
ALL OTHER DIMENSIONAL TOLERANCES:  
.X = ±.2 [5.08]  
.XX = ±.02 [1.51]  
.XXX = ±.005 [1.13]

CUSTOMER REFERENCE DOCUMENT:

MILESTEK CORPORATION  
1506 INTERSTATE 35 WEST  
DENTON, TX 76207  
PHONE: 866.524.1553  
FAX: 940.591.7086

