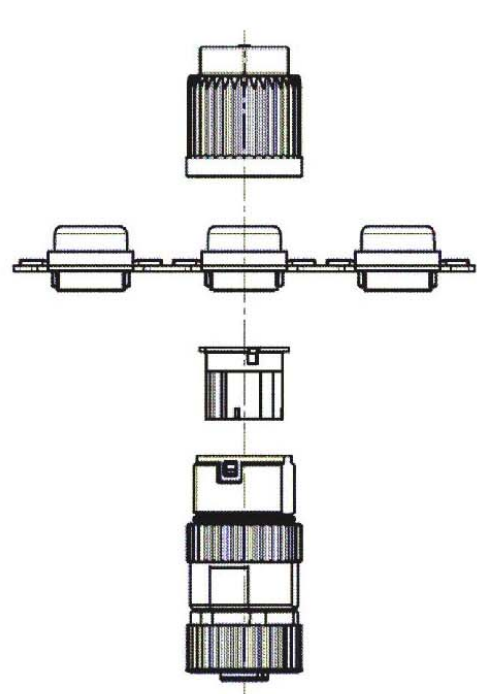


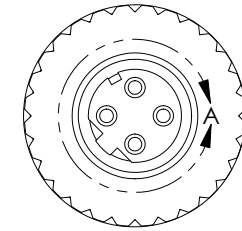
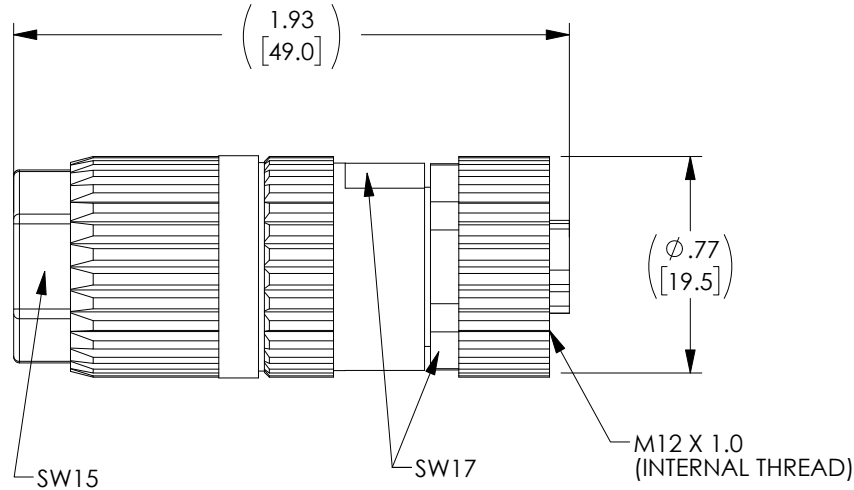
PROPRIETARY NOTICE

This document discloses confidential subject matter in which MilesTek Corporation and its subsidiaries have proprietary rights. Neither receipt nor possession thereof confers or transfers any right to reproduce or disclose the document, any part thereof, any information contained therein, or any physical article or device, or to practice any method or process, except by written permission from, or written agreement with MilesTek Corporation and its subsidiaries.

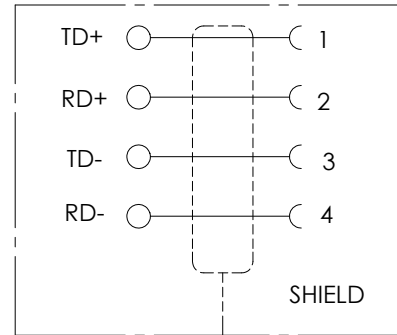
REVISIONS			
REV	DESCRIPTION	DATE	APPROVED
A	INITIAL RELEASE	05/31/2019	DFRISIELLO



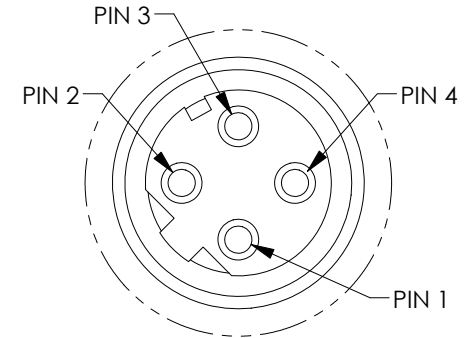
EXPLODED VIEW



M12 SHIELDED FEMALE 4 POSITION D-CODED



M12 FEMALE WIRING DIAGRAM



DETAIL A
CONNECTOR PIN ASSIGNMENT (ACC. IEC 61076-2-101)

NOTES:

MECHANICAL DATA:

- HOUSING: M12 FEMALE, 4 POLE, D CODE, SHIELDED
- CABLE CONNECTION: IDC
- CONDUCTOR CROSS SECTION: 0.14 - 0.34 MM² (AWG 26 - 22)
- ISOLATION MATERIALS: PVC/PE/PP
- WIRE DIAMETER: 1.2MM - 2.0MM
- CABLE OUTSIDE DIAMETER: 4.5MM - 8.8MM
- PROTECTION: IP65 / IP67 (WHEN MATED AND TIGHTENED (EN 60529)
- TEMP. RANGE: -40 TO +85°C
- LOCKING MATERIAL: ZINC DIE CASTING, MATTE NICKEL PLATED

MISCELLANEOUS:

- NOMINAL VOLTAGE: MAX 50 V AC/DC
- RATED CURRENT: MAX 4A PER CONTACT
- CATEGORY: CATEGORY 5E (IEC 11801)
- SHIPS UNASSEMBLED
- COMPONENT SHALL BE INDIVIDUALLY PACKAGED PER MILESTEK SPECIFICATION PS-0054.

UNLESS OTHERWISE SPECIFIED ALL DIMENSIONS ARE IN INCHES OVERALL CABLE LENGTH TOLERANCE: $\le 12 [305] = +1 [25] / -0$ $> 12 [305] \le 60 [1524] = +2 [51] / -0$ $> 60 [1524] \le 120 [3048] = +4 [102] / -0$ $> 120 [3048] \le 300 [7620] = +6 [152] / -0$ $> 300 [7620] = +5% / -0%$ ALL OTHER DIMENSIONAL TOLERANCES: X = $\pm 2 [5.08]</math>XX = \pm .02 [0.51]</math>XXX = \pm .005 [0.13]</math>$	SIGNATURE	DATE	<p>MILESTEK CORPORATION 301 LEORA LANE, SUITE 100 LEWISVILLE, TX 75056 PHONE: (940) 484-9400 FAX: (940) 566-1047</p>
	DRAWN BY: DFRISIELLO	05/30/2019	
	CHECKED BY: DGUTTADAUR	05/31/2019	
	APPROVED BY: DGUTTADAUR	05/31/2019	
CUSTOMER REFERENCE DOCUMENT:	CONFIGURATION DETAILS OF UNDIMENSIONED FEATURES MAY VARY		TITLE M12 4D-F FLDRM 26-22AWG SHLD
CAGE CODE: 4Z977	SIZE A	DRAWING NUMBER: T5B00015	REV. A
	SCALE: NTS		SHEET 1 OF 1