

DASH NO	CABLES ACCOMMODATED	A DIM	B DIM	C FLATS	D FLATS	E DIA	ASSEMBLE PER					
-7	TRC-50-2 TRC-75-2	1.135	.096	.438	.438	.500	TAI-189					
-8	8227, BELDEN	1.716	.130	.625	.688	.750	TAI-103					
-9	TWC-78-2 TWC-124-2	1.135	.096	.438	.438	.500	TAI-102					
-A9	BL782, TIMES BL982, TIMES BL1242, TIMES											
-10	RG-22 754E, AT&T											
-11	760A, AT&T	1.716	.130	.625	.688	.750	TAI-103					
-12	16 PEVL, AT&T V1-AL, GENERAL						TAI-128					
-13	TRF-59, TIMES						TAI-129					
-13A	8232, BELDEN						TAI-165					
-14	8233, BELDEN						TAI-129					
-23	250-3884, MICRODOT						TAI-189					
-24	202-3934, MICRODOT						TAI-102					
-24A	9530A5117, RAYCHEM	TAI-189										
-25	T-43M, GENERAL	TAI-102										
-25A	5021H5331, RAYCHEM	1.135	.096	.438	.438	.500	TAI-189					
-26	7028A5518, RAYCHEM						TAI-102					
-27	T19TPSJ2619EN, WOVEN 202-3927, MICRODOT 202-3942, MICRODOT						TAI-102					
-29	TWC-78-1/TWC-124-1A	1.716	.130	.625	.688	.750	TAI-103					
-30	761A, AT&T 8441, BELDEN						TAI-189					
-32	TRC-50-1						TAI-102					
-33	TRC-75-1											
-42	21-204, ESSEX 4463, CONSOLIDATED						TAI-189					
-43	250-4044/250-4045 293-3930, MICRODOT						TAI-102					
-45	M27500-22TE2T14 1100-66F, STANDARD											
-46	9860, BELDEN						1.135	.096	.438	.438	.500	TAI-103
-47	M17/176-00002											TAI-102
-49	TWAC-78-1F2											TAI-189
-54	89207, BELDEN											
-55	89272, BELDEN	TAI-102										
-56	GC875GC1, GRUMMAN											
-57	GC875GB1, GRUMMAN											
-58	GC875TM24H, GRUMMAN											
-59	GC875LN1, GRUMMAN	TAI-189										
-60	M17/177, THERMATICS 380-10045, BOEING											
-64	7528A5314, RAYCHEM											

DATA CONTAINED IN THIS DOCUMENT IS PROPRIETARY TO TROMPETER ELECTRONICS INC. AND SHALL NOT BE DISCLOSED, COPIED OR USED FOR PROCUREMENT OR MANUFACTURE WITHOUT EXPRESS WRITTEN PERMISSION OF TROMPETER ELECTRONICS INC.

REVISIONS		310-0025	SH 1
REV	DESCRIPTION	DATE	APPROVED
U	REVISED PER ECD 14778	11-5-02	RAM

CABLE ENTRY			
DASH NO	DIA	DASH NO	DIA
-7	.274	-29	.191
-8	.345	-30	.235
-9	.285	-32	.191
-A9	.285	-33	.217
-10	.455	-42	.300
-11	.347	-43	.200
-12	.485	-45	.183
-13	.362	-46	.475
-13A	.352	-47	.164
-14	.490	-49	.132
-23	.183	-54	.323
-24	.191	-55	.250
-24A	.200	-56	.191
-25	.285	-57	.191
-25A	.285	-58	.198
-26	.191	-59	.198
-27	.145	-60	.217
		-64	.183

FIG 1 Δ
-9 SHOWN

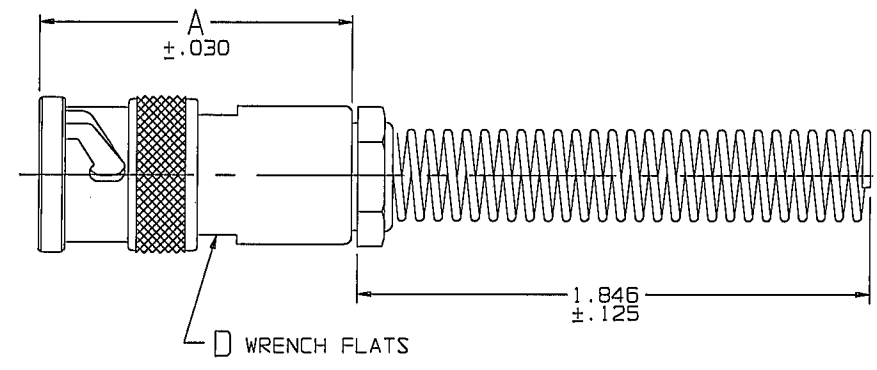
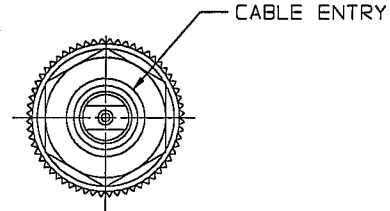
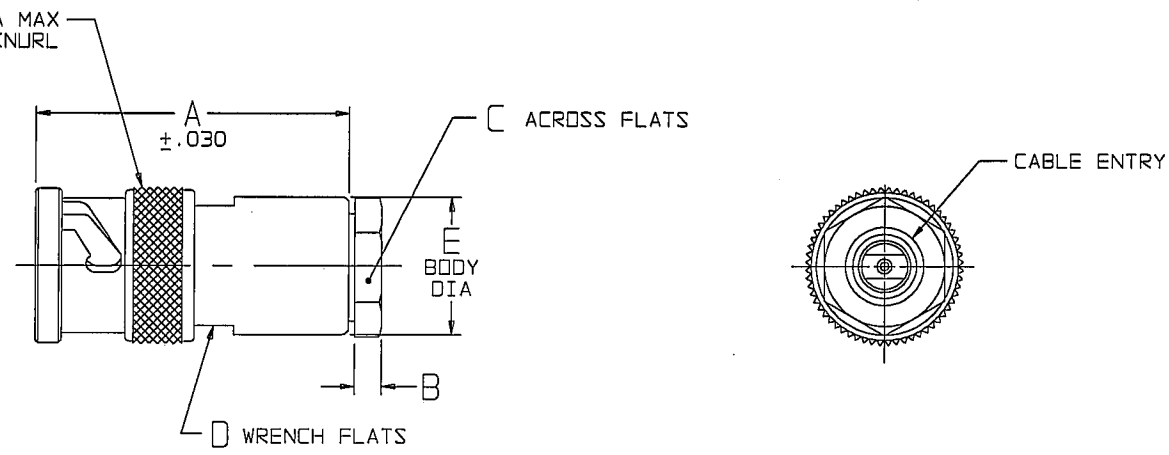
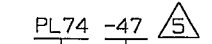


FIG 2
-9 SHOWN



RED INDICATES ORIGINAL

6. EXAMPLE OF A COMPLETE MODEL NO.



BASIC MODEL NO. DASH NO.

Δ IF BEND RELIEF SPRING REQD (SEE FIG 1)
ADD SUFFIX "BR" TO MODEL NO
(NOT AVAILABLE WITH CABLE GROUPS -8, -10, -11,
-12, -13, -13A, -14, -46 & -54)

Δ CLAMP NUT OMITTED

Δ 2-LUG BAYONET CONCENTRIC TWINAX/TRIAX TRB CABLE PLUG

2. FINISH: TFS-1A (NICKEL)

1. ALL DIM ARE IN INCHES

TYPE Δ	DASH NO/CABLE GROUP																
TWINAX	-8	-9	-A9	-10	-11	-12	-24	-25	-27	-29	-30	-45	-46	-47	-49	-54	-55
TRIAx	-7	-13	-13A	-14	-23	-24A	-25A	-26	-32	-33	-42	-43	-56	-57	-59	-60	-64
QUADRAx	-58																

INTERPRET DRAWING PER MIL-STD-100 DIMENSIONS ARE IN INCHES AND INCLUDE FINISH THICKNESS UNLESS OTHERWISE SPECIFIED	TOL: UNLESS SPECIFIED .XX .XXX ±.005 .XXXX ANGLE
DRAWN AAH DATE 11-4-02	FINISH:
CHECKED [Signature] DATE 11-5-02	
QUALITY [Signature] DATE 11-5-02	
HANDLE [Signature] DATE 11-5-02	
APPROVED [Signature] DATE 11-4-02	
CAD FILE NO. 310-0025U	DO NOT SCALE DWG

TROMPETER
ELECTRONICS, INC.

TITLE: PL74/PL74BR

SIZE B	CAGE CODE 14949	DRAWING NO. 310-0025	REV. U
SCALE NONE	DATE: 3/27/78	SHEET 1C	

305-0515
NEXT ASSY