

RED INDICATES ORIGINAL

DWG SIZE C DATA CONTAINED IN THIS DOCUMENT IS PROPRIETARY TO TROMPETER ELECTRONICS INC. AND SHALL NOT BE DISCLOSED, COPIED OR USED FOR PROCUREMENT OR MANUFACTURE WITHOUT EXPRESS WRITTEN PERMISSION.

REVISIONS

REV	ED	DESCRIPTION	OWN	APPROVED	DATE
J	11580	CHANGED "A" DIMENSION FROM: 1.46 TO 1.43; SEE ECO	DKC	<i>[Signature]</i>	7/19/96

310-0064 SH 1

DASH NO	MODEL NO	CENTER CONTACT/INTMO CONTACT TYPE	FIG NO
-1	PL455ACFLP	SOCKET/PIN	1
-2	PL455ACFLS	PIN/SOCKET	
-3	PL455ACPP	SOCKET/PIN	2
-4	PL455ACPS	PIN/SOCKET	
-5	PL455ACRP	SOCKET/PIN	3
-6	PL455ACRS	PIN/SOCKET	
-7	PL455ACWP	SOCKET/PIN	
-8	PL455ACWS	PIN/SOCKET	4

CABLE GROUP NO	CABLES ACCOMMODATED	A DIM	B DIA	C HEX	ASSEMBLE PER
-201	M17/176-00002	1.43	.334	.255	TAI-162
-202	TWC-78-1, TROMPETER				
-203	TWC-124-1A, TROMPETER				
-204	10602, RAYCHEM				
-205	TWAC-78-1F2, TROMPETER				
-206	782600130, RAYCHEM				
-208	202-3927, MICRODOT				
-209	202-3942, MICRODOT				
-212	2524E0114, RAYCHEM				
-217	GC875TM24H, GRUMMAN				
-218	EP022188B, RAYCHEM				
-219	252601114, RAYCHEM				
-220	GC875RR1, GRUMMAN				
-221	10614, RAYCHEM				
-222	10613, RAYCHEM				
-223	HMS2-1149, HUGHES				

INCH	MM
.005	0.13
.03	0.76
.062	1.65
.067	1.70
.080	2.03
.255	6.48
.334	8.48
.500	12.70
1.25	31.75
1.46	37.08

FIG 1

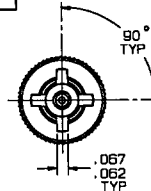


FIG 2

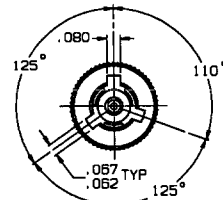


FIG 3

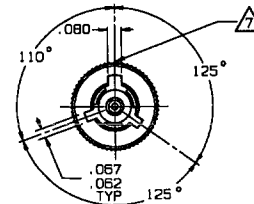
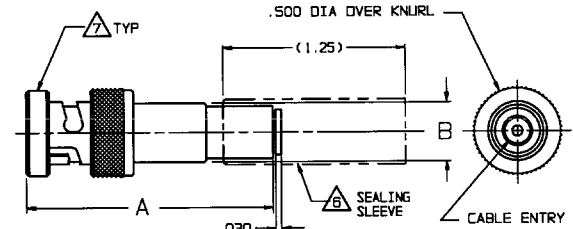
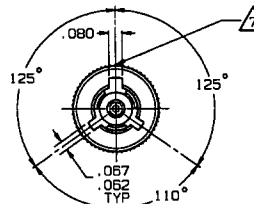
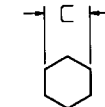


FIG 4



-3-221 SHOWN

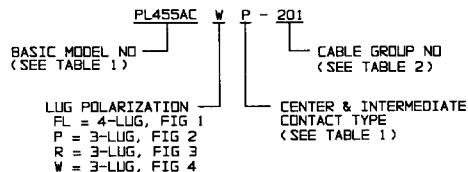


RECOMMENDED
HEX CRIMP

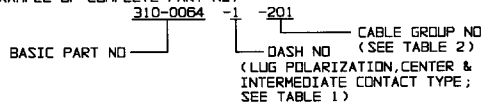
△ THE ONE WIDE (.080) SLOT LOCATION IS SHOWN BY A GREEN ASTERISK ON THE O.D. OF THE BAYONET SLEEVE GUARD-RING FOR -3 AND SUBSEQUENT DASH NUMBERS

△ SEALING SLEEVE & CRIMP BUSHING SUPPLIED LOOSE WITH EACH CONNECTOR EXCEPT NOT USED ON -205, -208 & -223

5. EXAMPLE OF COMPLETE MODEL NO:



4. EXAMPLE OF COMPLETE PART NO:



3. CONCENTRIC TWINAX 4 PIECE ASSY, FULL CRIMP
CABLE PLUG, SOCKET CENTER CONTACT AND PIN INTERMEDIATE CONTACT OR PIN CENTER CONTACT AND SOCKET INTERMEDIATE CONTACT

2. FINISH: TFS-1U (500 HOURS SALT SPRAY; NICKEL)

1. ALL DIM ARE IN INCHES

QTY	DESCRIPTION	PART NUMBER	ITEM
TOL UNLESS SPECIFIED .XX ± .03 .XXX ± .005 .XXXX ± .0002 ANGLES: 0° 30'	TROMPETER ELECTRONICS, INC.	PL455AC/FLP/FLS/PP/ PS/RP/RS/WP/WS	
DWN DKC 4-1-96	MATERIAL	CODE IDENT	DRAWING NO.
CHK <i>[Signature]</i>		14949	310-0064
ENGR <i>[Signature]</i>	APPR <i>[Signature]</i>	SCALE 2/1	DATE 5-21-87
NEXT ASSY	DATE 5-21-87	SHEET	1 OF 2