

REV	DESCRIPTION	DATE	APPROVED
A	INITIAL RELEASE	5/9/18	D.FRIBELLO

MUS3A00033	
------------	--

REVISIONS	
-----------	--

UNLESS OTHERWISE SPECIFIED ALL DIMENSIONS ARE IN INCHES	
OVERALL CABLE LENGTH TOLERANCE	$\pm 1/2$ (300) $\pm 1/4$ (25) $\pm 1/8$ (10)
>1/2 (505) <2 (1524) = $\pm 1/16$ (1.57) / $\pm 1/32$ (1.57)	
>1/2 (505) <2 (1524) = $\pm 1/16$ (1.57) / $\pm 1/32$ (1.57)	
>120 (3048) <300 (7620) = $\pm 1/8$ (3.17) / $\pm 1/16$ (3.17)	
>300 (7620) = $\pm 3/16$ (4.75) / $\pm 1/8$ (3.17)	
ALL OTHER DIMENSIONAL TOLERANCES:	
X = ± 2 (50.8)	
Y = ± 2 (50.8)	
Z = ± 2 (50.8)	
XXX = ± 1.003 (1.3)	

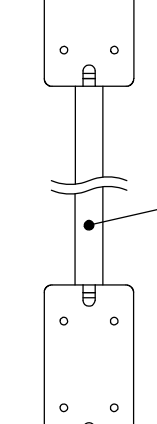
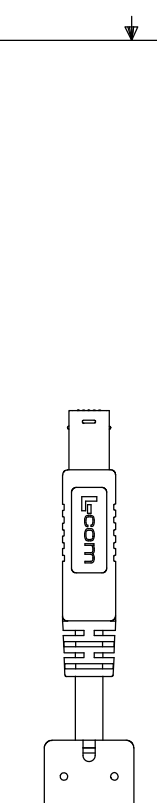
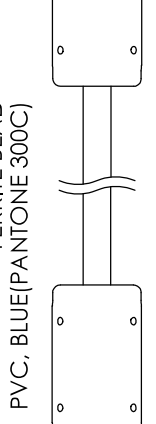

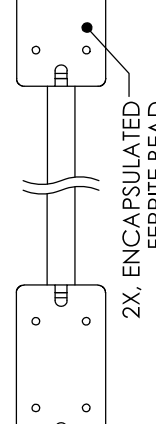
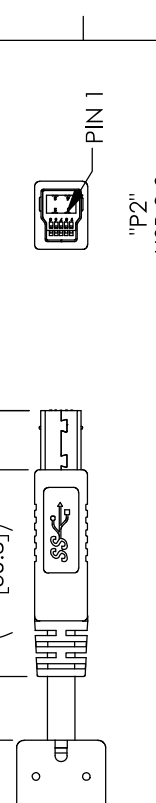
DASH	NEXT ASSY	USED ON

CUSTOMER REFERENCE DOCUMENT:	
APPLICATION	

CAGE CODE: 42977	
------------------	--

DRAWING NUMBER:	
MUS3A00033	

SCALE: NTS	
SHEET 1 OF 1	



PART NUMBER	LENGTH METERS [FEET]
MUS3A00033-05M	0.5 [1.64]
MUS3A000339-1M	1.0 [3.28]
MUS3A00033-105M	1.5 [4.92]

WIRING MAP	"P2"
1 RED	1
2 WHITE	2
3 GREEN	3
4 BLACK	4
5 BLUE	5
6 YELLOW	6
7 DRAIN WIRE	7
8 DRAIN WIRE	8
9 PURPLE	9
SHELL ORANGE	SHELL
BRAID	

NOTES:

- CABLE ASSEMBLY SHALL BE TESTED FOR CONTINUITY.
- CABLE ASSEMBLY SHALL HAVE 360° SHIELD TERMINATION.
- CABLE ASSEMBLY MUST MEET USB 3.0 REQUIREMENTS.
- CABLE ASSEMBLY SHALL BE INDIVIDUALLY PACKAGED IN ACCORDANCE WITH MILESTEK SPECIFICATION PS-0054.

REGULATORY COMPLIANCE:
CE2011/65/EU (RoHS DIRECTIVE)

NON CONTROLLED DRAWING IF PRINTED

CAD SYSTEM DRAWING - DO NOT REVISE MANUALLY

MILESTEK CORPORATION
301 BROADWAY, SUITE 100
ROSELAND, NJ 07068
PHONE: (940) 484-4400
FAX: (940) 364-0487

SIGNATURE: D.FRIBELLO
DATE: 5/8/18
CHECKED BY: E.LAMOTT
DATE: 5/9/18
APPROVED BY: B.C.GATES
DATE: 5/9/18
APPROVED MANUFACTURING: [Blank]
CUSTOMER APPROVAL: [Blank]

TITLE: USB 3.0 A/B WITH FERRITES CABLE

DRAWING NUMBER: MUS3A00033

SCALE: NTS

SHEET 1 OF 1