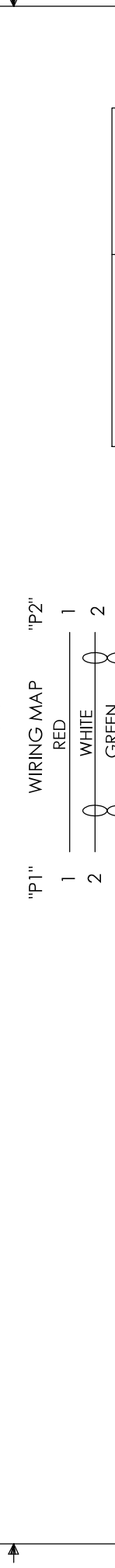
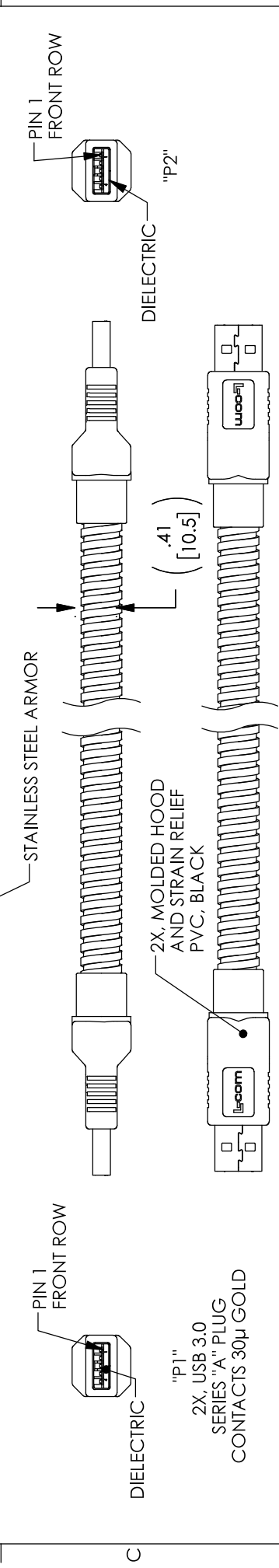
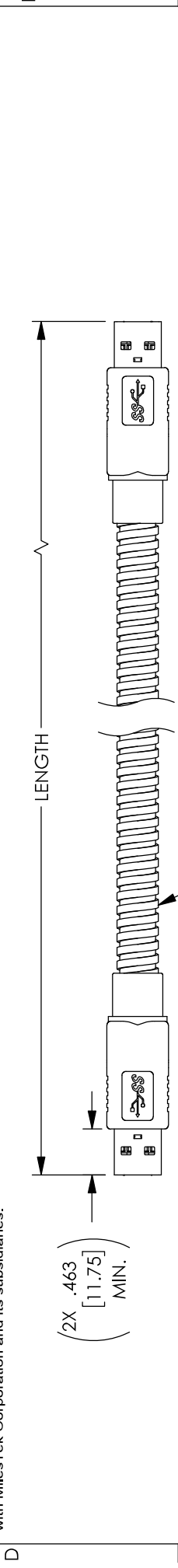


REV		DESCRIPTION		DATE		APPROVED	
A	MUS3A00030	INITIAL RELEASE		5/9/18	D.FRIBELLO		



PART NUMBER	LENGTH METERS [FEET]
MUS3A00030-03M	0.3 [0.98]
MUS3A00030-05M	0.5 [1.64]
MUS3A00030-1M	1.0 [3.28]
MUS3A00030-105M	1.5 [4.92]

"P1"		WIRING MAP		"P2"	
1	RED	1	RED	1	RED
2	WHITE	2	WHITE	2	WHITE
3	GREEN	3	GREEN	3	GREEN
4	BLACK	4	BLACK	4	BLACK
5	BLUE	8	BLUE	8	BLUE
6	YELLOW	9	YELLOW	9	YELLOW
7	DRAIN WIRE	7	DRAIN WIRE	7	DRAIN WIRE
8	DRAIN WIRE	5	PURPLE	5	PURPLE
9	SHELL	6	ORANGE	6	ORANGE
			BRAID		BRAID
			SHELL		SHELL

CABLE:
 UL STYLE 20276, 2X, TWISTED PAIR, 30AWG WITH ALUM/POLY FOIL SHIELD AND DRAIN WIRE, ONE UNSHIELDED TWISTED PAIR, 30AWG.
 2 COND., 24AWG, OVERALL BRAID SHIELD, 65% JACKET: PVC, BLUE (PANTONE 300C) (NOM DIA. .217" [5.5], TEMPERATURE RANGE: -10~+80 °C)

NOTES:
 1. METAL CRUSH RESISTANCE: 1500 PSI (MIN)
 2. CABLE ASSEMBLY SHALL BE TESTED FOR CONTINUITY.
 3. CABLE ASSEMBLY SHALL HAVE 360° SHIELD TERMINATION.
 4. CABLE ASSEMBLY MUST MEET USB 3.0 REQUIREMENTS.
 5. CABLE ASSEMBLY SHALL BE INDIVIDUALLY PACKAGED IN ACCORDANCE WITH MILESTEK SPECIFICATION PS-0054.

REGULATORY COMPLIANCE:
 CE2011/65/EU (RoHS DIRECTIVE)

NON CONTROLLED DRAWING IF PRINTED

CAD SYSTEM DRAWING - DO NOT REVISE MANUALLY				
UNLESS OTHERWISE SPECIFIED ALL DIMENSIONS ARE IN INCHES	SIGNATURE	DATE		
OVERALL CABLE LENGTH TOLERANCE >12 (305) -500 (1254) = +0 (0) / -40 >120 (3048) -5000 (12500) = +0 (0) / -50 >300 (7620) = +5% / -2%	DRAWN BY: D.FRIBELLO	5/8/18		
ALL OTHER DIMENSIONAL TOLERANCES: .X = ± .0031 .XX = ± .0021 .XXX = ± .001 (13)	CHECKED BY: E.LAMOTT	5/9/18		
CUSTOMER REFERENCE DOCUMENT:	APPROVED BY: B.C.GATES	5/9/18		
DASH	NEXT ASSY	USED ON	CAGE CODE: 42977	
APPLICATION			DRAWING NUMBER: MUS3A00030	
			SCALE: NTS	
			SHEET 1 OF 1	