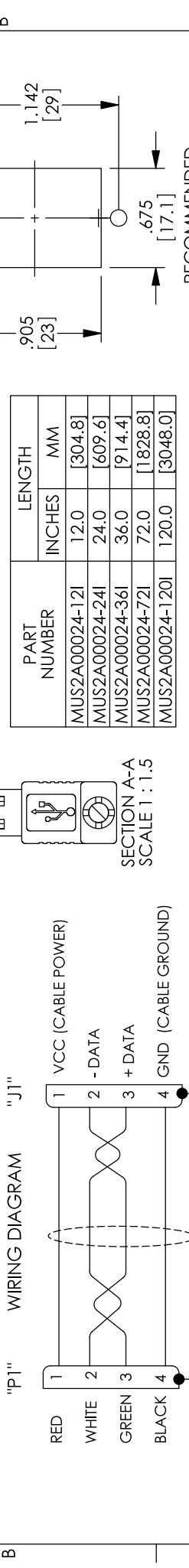
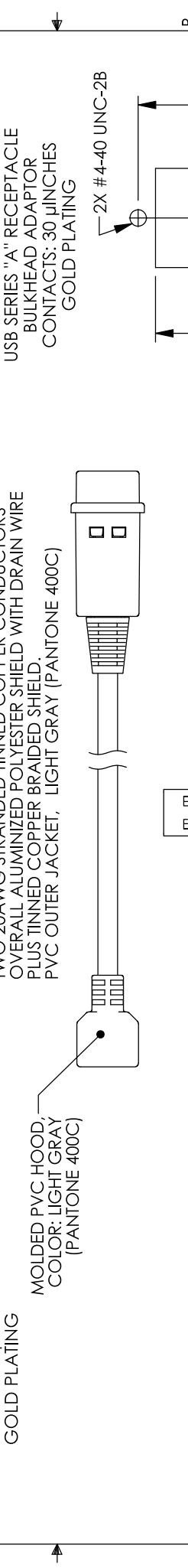
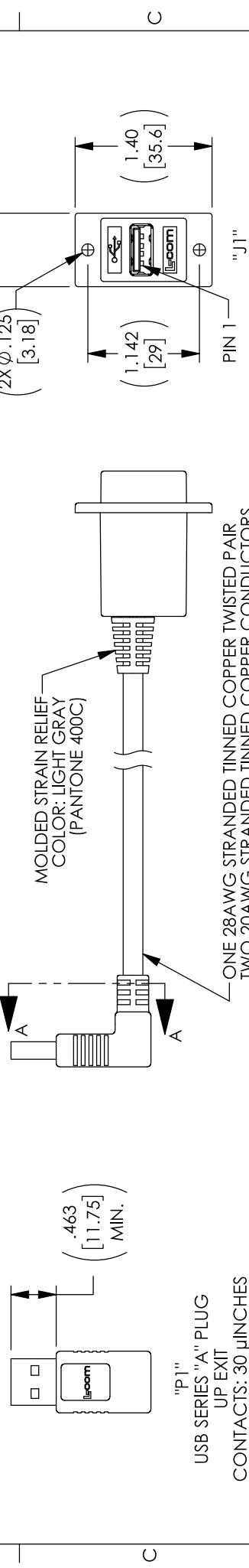
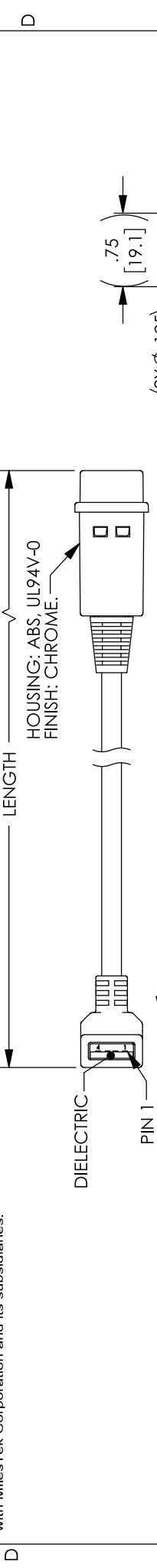


| REV | DESCRIPTION | DATE | APPROVED |
|-----|------------------------|----------|------------|
| A | REV A DRAWING RELEASED | 05/16/18 | B.PUCHASKI |

| REV | DESCRIPTION | DATE | APPROVED |
|-----|------------------------|----------|------------|
| A | REV A DRAWING RELEASED | 05/16/18 | B.PUCHASKI |



| PART NUMBER | INCHES | LENGTH | MM |
|-----------------|--------|----------|----|
| MUS2A00024-12I | 12.0 | [304.8] | |
| MUS2A00024-24I | 24.0 | [609.6] | |
| MUS2A00024-36I | 36.0 | [914.4] | |
| MUS2A00024-72I | 72.0 | [1828.8] | |
| MUS2A00024-120I | 120.0 | [3048.0] | |

NON CONTROLLED DRAWING IF PRINTED

CAD SYSTEM DRAWING - DO NOT REVISE MANUALLY

UNLESS OTHERWISE SPECIFIED ALL DIMENSIONS ARE IN INCHES

SIGNATURE: B.PUCHASKI
DATE: 05/09/18

CHECKED BY: J.JAROBY
DATE: 05/09/18

APPROVED BY: B.GATES
DATE: 05/09/18

TITLE: USB2.0 A-F PNL MNT/90UP A-M SHLD

SCALE: 1 OF 1

DRAWING NUMBER: MUS2A00024

CAGE CODE: 42977

OPERATING TEMPERATURE: -10°C TO +70°C

CABLE ASSEMBLY SHALL MEET USB 2.0 REQUIREMENTS.

CABLE ASSEMBLY SHALL BE TESTED FOR CONTINUITY.

CABLE ASSEMBLY SHALL BE INDIVIDUALLY PACKAGED IN ACCORDANCE WITH MILESTEK SPECIFICATION PS-0054.

REGULATORY COMPLIANCE:
CE2011/65/EU (RoHS DIRECTIVE)