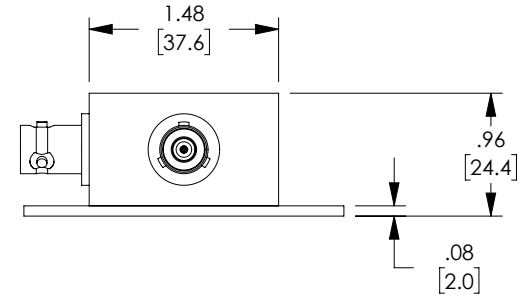
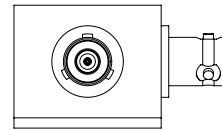
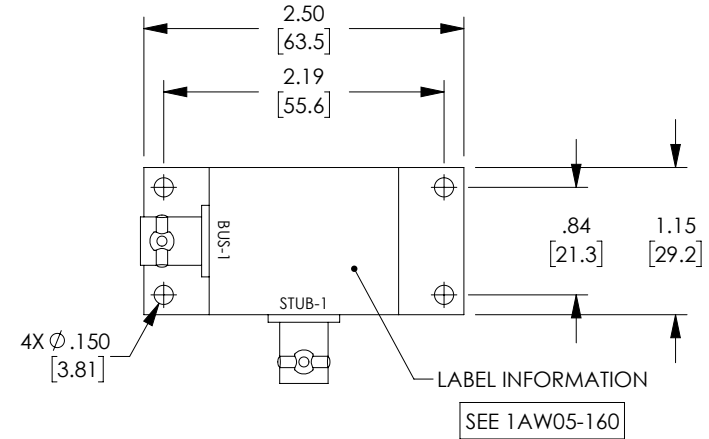
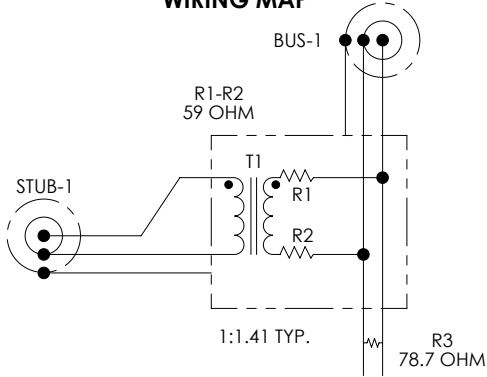


PROPRIETARY NOTICE

This document discloses confidential subject matter in which MilesTek Corporation and its subsidiaries have proprietary rights. Neither receipt nor possession thereof confers or transfers any right to reproduce or disclose the document, any part thereof, any information contained therein, or any physical article or device, or to practice any method or process, except by written permission from, or written agreement with MilesTek Corporation and its subsidiaries.

REVISIONS			
REV	DESCRIPTION	DATE	APPROVED
A	REV A DRAWING RELEASED	10/31/2018	DFRISIELLO

WIRING MAP



1.0 ELECTRICAL SPECIFICATIONS: IAW MIL-STD-1553B

- 1.1 DROOP 20% MAXIMUM
- 1.2 OVERSHOOT AND RINGING +/- 1.0V PK-PK
- 1.3 TRANSFORMER RATIO 1:1.41 TURNS
- 1.4 FAULT PROTECTION 59 OHM +/-1%, 2 WATT PER MIL-R-39007
- 1.5 TERMINATION RESISTOR 78.7 OHM +/-1%, 2 WATT PER MIL-R-39007
- 1.6 COMMON MODE REJECTION -55dB @ 1 MHZ

2.0 MECHANICAL SPECIFICATIONS:

- 2.1 HOUSING: DIE CAST A360 ALUMINUM ALLOY CLEAR ANODIZED AND PAINTED WITH TEXTURE. BAKED ENAMEL, COLOR: BLUE PER FED-STD-595.
- 2.2 BASE PLATE: 6061-T6 ALUMINUM, SATIN FINISH.
- 2.3 CONNECTOR 10-06569 OR EQUIVALENT

3.0 ENVIRONMENTAL:

- 3.1 OPERATING TEMPERATURE: -55° C TO +125° C

REGULATORY COMPLIANCE:

CE2011/65/EU(RoHS DIRECTIVE)

<small>UNLESS OTHERWISE SPECIFIED ALL DIMENSIONS ARE IN INCHES</small> <small>OVERALL CABLE LENGTH TOLERANCE:</small> ≤12 [305] = +1 [25] / -0 >12 [305] ≤60 [1524] = +2 [51] / -0 >60 [1524] ≤100 [2540] = +4 [102] / -0 >100 [3048] ≤300 [7620] = +6 [152] / -0 >300 [7620] = +5% / -0% <small>ALL OTHER DIMENSIONAL TOLERANCES:</small> X = ± .2 [5.08] .XX = ± .02 [5.1] .XXX = ± .005 [1.3]	SIGNATURE	DATE	MILESTEK CORPORATION 301 LEORA LANE, SUITE 100 LEWISVILLE, TX 75056 PHONE: (940) 484-9400 FAX: (940) 566-1047	
	DRAWN BY: DFRISIELLO	10/12/2018		TITLE ROHS 1 STUB LFT BUS COUPLER
	CHECKED BY: MHEARN	10/12/2018		
	APPROVED BY: MHEARN	10/12/2018		
<small>CUSTOMER REFERENCE DOCUMENT:</small>	CONFIGURATION DETAILS OF UNDIMENSIONED FEATURES MAY VARY CAGE CODE: 4Z977		SCALE: NTS	
SIZE A			DRAWING NUMBER: MSX000003	
SHEET 1 OF 1			REV. A	