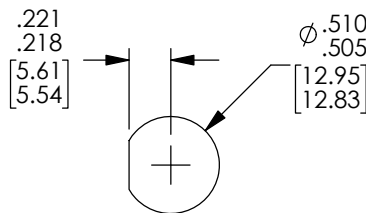
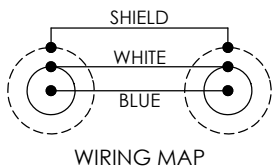
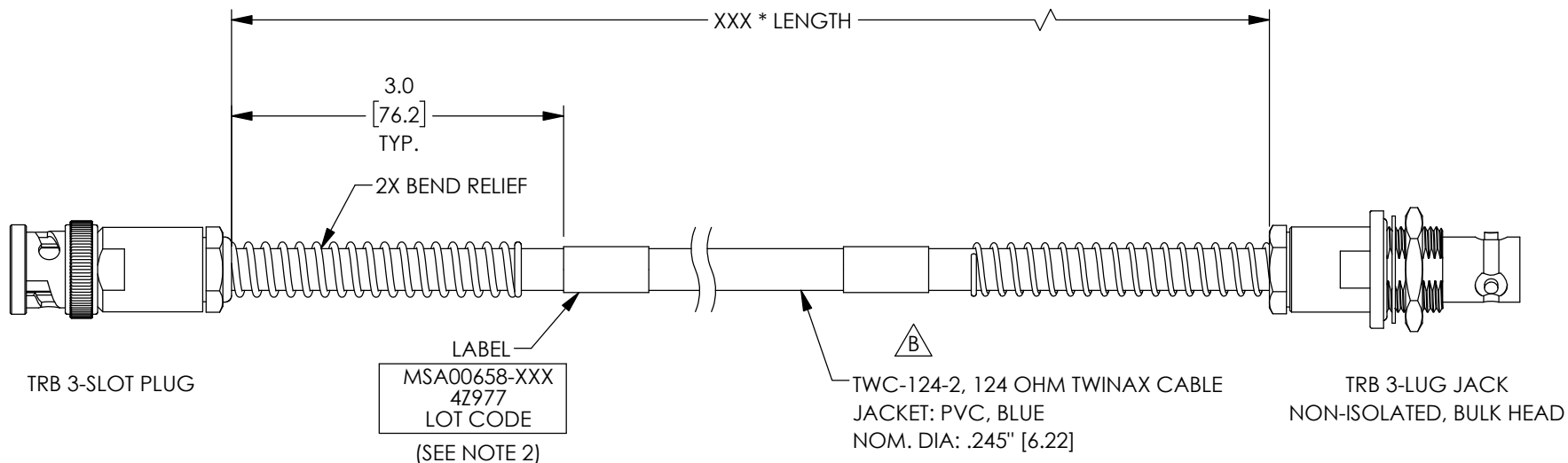


THE INFORMATION CONTAINED IN THIS DRAWING IS THE SOLE PROPERTY OF MILESTEK, INC.. ANY REPRODUCTION IN PART OR WHOLE WITHOUT THE WRITTEN PERMISSION OF MILESTEK, INC. IS PROHIBITED.

# LEAD FREE SOLDER

REVISIONS			
REV	DESCRIPTION	DATE	APPROVED
A	INITIAL RELEASE	12/18/2019	MBLACKWOOD
B	ECN 10395: REVISED CABLE DESCRIPTION FROM TWCH-124-2 TO TWC-124-2	02/26/2020	MBLACKWOOD



**NOTES:**

- \*XXX = LENGTH IN INCHES  
\*XXXM = LENGTH IN METERS
- CABLES 48" AND UNDER HAVE 1 LABEL CENTERED. CABLES OVER 48" HAVE 2 LABELS, ONE AT EACH END 3.0" FROM THE BACK OF THE CONNECTOR.
- CABLE ASSEMBLY SHALL BE TESTED FOR CONTINUITY.

UNLESS OTHERWISE SPECIFIED, DIMENSIONS ARE IN INCHES [mm]	APPROVALS	DATE	 an INFINIT <sup>®</sup> brand	301 Leora Ln., Suite 100, Lewisville, TX 75056 Phone: 1.940.484.9400 1.866.524.1553	
	OVERALL CABLE LENGTH TOLERANCE:	DRAWN BY MVEERAPPAN			12/18/2019
≤12 [305] = +1 [25] / -0 >12 [305] ≤60 [1524] = +2 [51] / -0 >60 [1524] ≤120 [3048] = +4 [102] / -0 >120 [3048] ≤300 [7620] = +6 [152] / -0 >300 [7620] = +5% / -0	CHECKED BY DFRISIELLO	12/18/2019	CATEGORY MIL-STD-1553B		
ALL OTHER DIMENSIONAL TOLERANCES:	APPROVED BY MBLACKWOOD	12/18/2019	PRODUCT DESCRIPTION LEAD FREE LAB RATED 124 OHM 0.242" O.D. 1553 TWNX PBR-NI BHJBR		
.X = ± .2 [5]   FRACTIONS ± 1/32 .XX = ± .02 [5]   ANGLES ± 1° .XXX = ± .005 [1.3]	CONFIGURATION DETAILS OF UNDIMENSIONED FEATURES MAY VARY	COLOR VARIATIONS MAY OCCUR	SIZE <b>A</b>	CAGE CODE <b>4Z977</b>	DWG. NO. <b>MSA00658</b>
THIRD-ANGLE PROJECTION			SCALE: NONE	CAD FILE: MSA00658.SLDDRW	REV. <b>B</b>
			SHEET 1 OF 1		