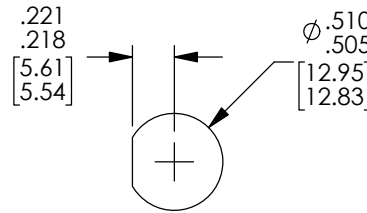
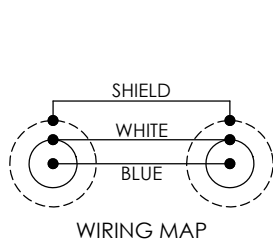
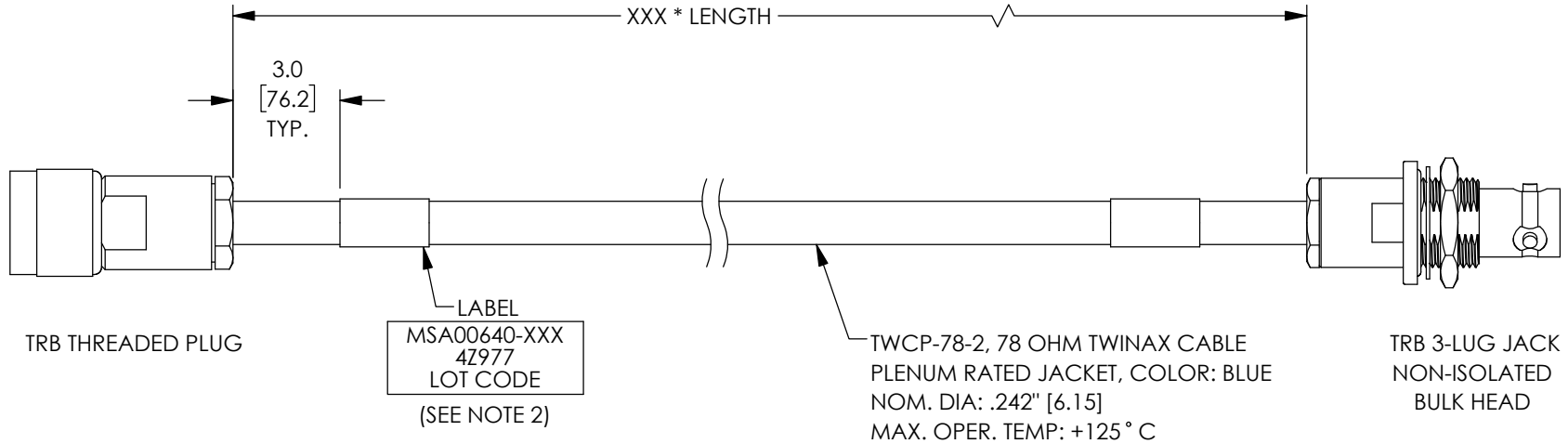


THE INFORMATION CONTAINED IN THIS DRAWING IS THE SOLE PROPERTY OF MILESTEK, INC.. ANY REPRODUCTION IN PART OR WHOLE WITHOUT THE WRITTEN PERMISSION OF MILESTEK, INC. IS PROHIBITED.

LEAD FREE SOLDER

REVISIONS			
REV	DESCRIPTION	DATE	APPROVED
A	INITIAL RELEASE	18-12-2019	MBLACKWOOD



NOTES:

- *XXX = LENGTH IN INCHES
*XXXM = LENGTH IN METERS
- CABLES 48" AND UNDER HAVE 1 LABEL CENTERED. CABLES OVER 48" HAVE 2 LABELS, ONE AT EACH END 3.0" FROM THE BACK OF THE CONNECTOR.
- CABLE ASSEMBLY SHALL BE TESTED FOR CONTINUITY.

UNLESS OTHERWISE SPECIFIED, DIMENSIONS ARE IN INCHES [mm] OVERALL CABLE LENGTH TOLERANCE: ≤12 [305] = +1 [25] / -0 >12 [305] ≤60 [1524] = +2 [51] / -0 >60 [1524] ≤120 [3048] = +4 [102] / -0 >120 [3048] ≤300 [7620] = +6 [152] / -0 >300 [7620] = +5% / -0 ALL OTHER DIMENSIONAL TOLERANCES: .X = ± .2 [5] FRACTIONS ± 1/32 .XX = ± .02 [5] ANGLES ± 1° .XXX = ± .005 [1.3]	APPROVALS	DATE	 an INFINIT® brand	301 Leora Ln., Suite 100, Lewisville, TX 75056 Phone: 1.940.484.9400 1.866.524.1553
	DRAWN BY MVEERAPPAN	18-12-2019		
CONFIGURATION DETAILS OF UNDIMENSIONED FEATURES MAY VARY	CHECKED BY DFRISIELLO	18-12-2019	CATEGORY MIL-STD-1553B	
	APPROVED BY MBLACKWOOD	18-12-2019	PRODUCT DESCRIPTION LEAD FREE PLENUM 0.242" O.D. 1553 TWINX THRD P-NI BH J	
THIRD-ANGLE PROJECTION	COLOR VARIATIONS MAY OCCUR	SIZE A	CAGE CODE 4Z977	DWG. NO. MSA00640
		SCALE: NONE	CAD FILE: MSA00640.SLDDRW	SHEET 1 OF 1