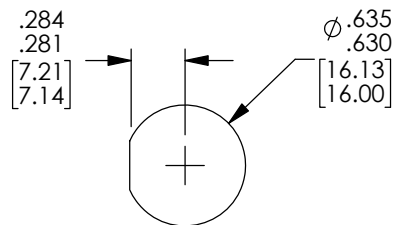
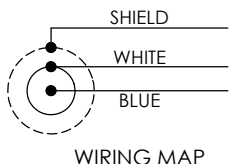
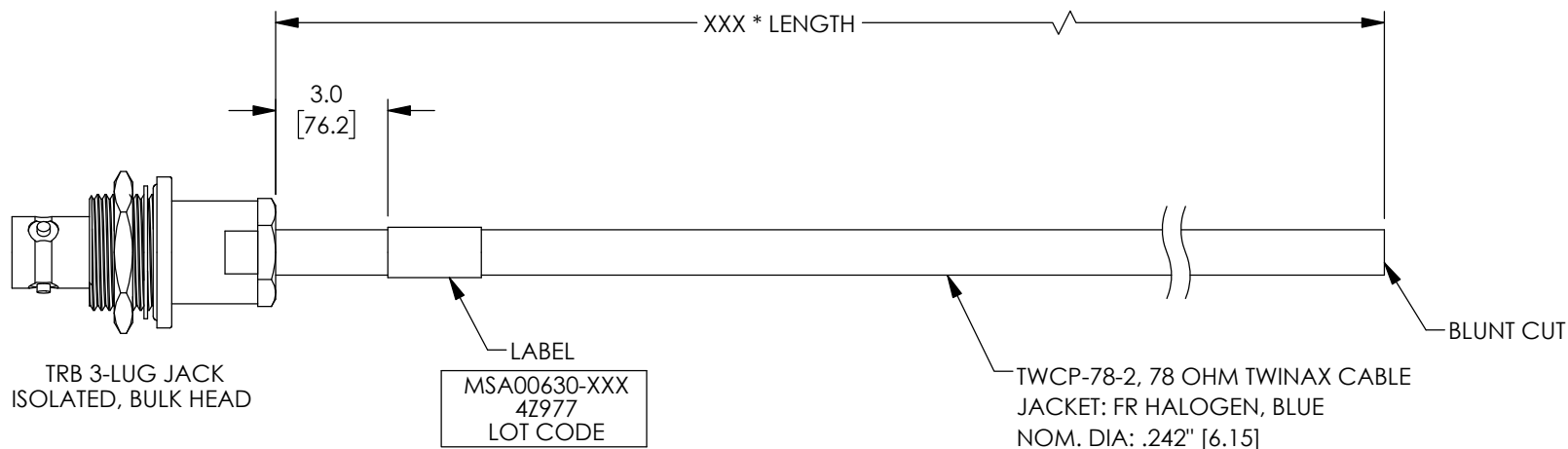


THE INFORMATION CONTAINED IN THIS DRAWING IS THE SOLE PROPERTY OF MILESTEK, INC.. ANY REPRODUCTION IN PART OR WHOLE WITHOUT THE WRITTEN PERMISSION OF MILESTEK, INC. IS PROHIBITED.

# LEAD FREE SOLDER


REVISIONS			
REV	DESCRIPTION	DATE	APPROVED
A	INITIAL RELEASE	18-12-2019	MBLACKWOOD



RECOMMENDED  
PANEL CUTOUT

**NOTES:**

- \*XXX = LENGTH IN INCHES  
\*XXXM = LENGTH IN METERS
- CABLE ASSEMBLY SHALL BE TESTED FOR CONTINUITY.

UNLESS OTHERWISE SPECIFIED, DIMENSIONS ARE IN INCHES [mm]  OVERALL CABLE LENGTH TOLERANCE: ≤12 [305] = +1 [25] / -0 >12 [305] ≤60 [1524] = +2 [51] / -0 >60 [1524] ≤120 [3048] = +4 [102] / -0 >120 [3048] ≤300 [7620] = +6 [152] / -0 >300 [7620] = +5% / -0  ALL OTHER DIMENSIONAL TOLERANCES: .X = ±.2 [5]   FRACTIONS ± 1/32 .XX = ±.02 [5]   ANGLES ± 1° .XXX = ±.005 [13]	APPROVALS	DATE	 an INFINIT® brand  CATEGORY <b>MIL-STD-1553B</b>  PRODUCT DESCRIPTION <b>LEAD FREE PLENUM 0.242" O.D. 1553 TWNX IN BH J-BLNT</b>	301 Leora Ln., Suite 100, Lewisville, TX 75056 Phone: 1.940.484.9400 1.866.524.1553		
	DRAWN BY MVEERAPPAN	18-12-2019				
	CHECKED BY DFRISIELLO	18-12-2019				
	APPROVED BY MBLACKWOOD	18-12-2019				
THIRD-ANGLE PROJECTION	CONFIGURATION DETAILS OF UNDIMENSIONED FEATURES MAY VARY	COLOR VARIATIONS MAY OCCUR	SIZE <b>A</b>	CAGE CODE <b>4Z977</b>	DWG. NO. <b>MSA00630</b>	REV. <b>A</b>
SCALE: NONE		CAD FILE: MSA00630.SLDDRW		SHEET 1 OF 1		