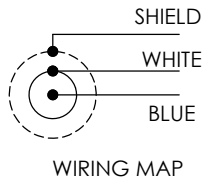
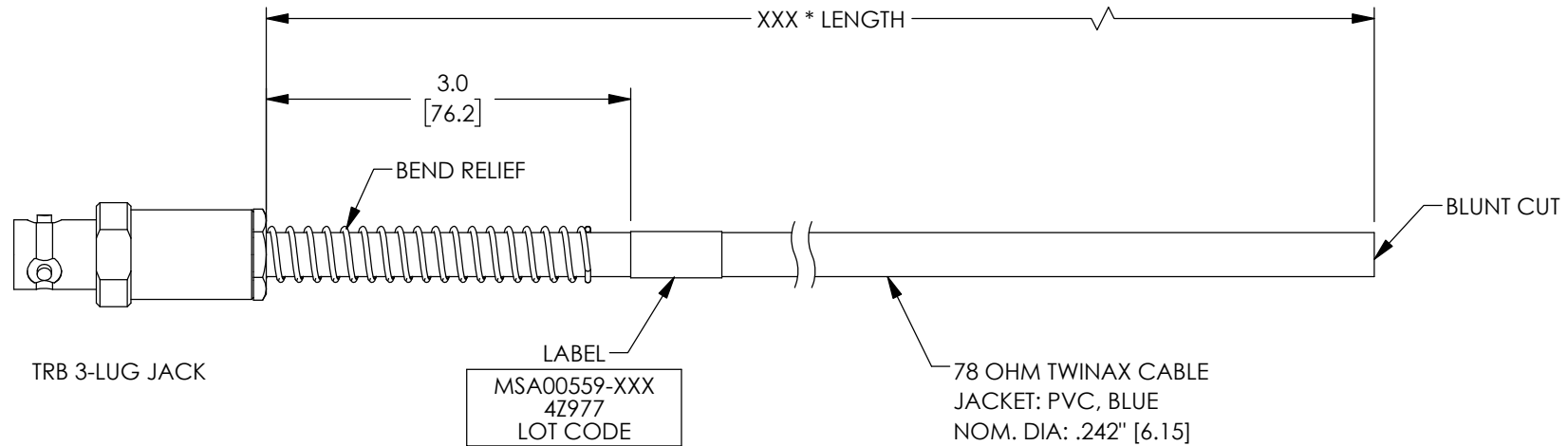


THE INFORMATION CONTAINED IN THIS DRAWING IS THE SOLE PROPERTY OF MILESTEK, INC.. ANY REPRODUCTION IN PART OR WHOLE WITHOUT THE WRITTEN PERMISSION OF MILESTEK, INC. IS PROHIBITED.


LEAD FREE SOLDER

REVISIONS			
REV	DESCRIPTION	DATE	APPROVED
A	INITIAL RELEASE	11/25/2019	MBLACKWOOD



NOTES:

- \*XXX = LENGTH IN INCHES  
\*XXXM = LENGTH IN METERS
- CABLE ASSEMBLY SHALL BE TESTED FOR CONTINUITY.

UNLESS OTHERWISE SPECIFIED, DIMENSIONS ARE IN INCHES [mm]  OVERALL CABLE LENGTH TOLERANCE: ≤12 [305] = +1 [25] / -0 >12 [305] ≤60 [1524] = +2 [51] / -0 >60 [1524] ≤120 [3048] = +4 [102] / -0 >120 [3048] ≤300 [7620] = +6 [152] / -0 >300 [7620] = +5% / -0  ALL OTHER DIMENSIONAL TOLERANCES: .X = ± .2 [5]      FRACTIONS ± 1/32 .XX = ± .02 [.5]      ANGLES ± 1° .XXX = ± .005 [.13]	APPROVALS	DATE	<div>MilesTek</div> <div>an INFINITI® brand</div>		301 Leora Ln., Suite 100, Lewisville, TX 75056 Phone: 1.940.484.9400 1.866.524.1553	
	DRAWN BY DFRISIELLO	11/25/2019				
	CHECKED BY MGREENHILL	11/25/2019	CATEGORY	MIL-STD-1553B		
	APPROVED BY MBLACKWOOD	11/25/2019	PRODUCT DESCRIPTION			
CONFIGURATION DETAILS OF UNDIMENSIONED FEATURES MAY VARY			LF LR 0.242" O.D. 1553 TWNX C.JBR-BLNT			
THIRD-ANGLE PROJECTION 	COLOR VARIATIONS MAY OCCUR		SIZE <b>A</b>	CAGE CODE <b>4Z977</b>	DWG. NO. <b>MSA00559</b>	REV. <b>A</b>
			SCALE: NONE	SCALE: MSA00559.SLDDRW		SHEET 1 OF 1