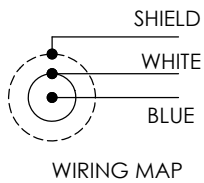
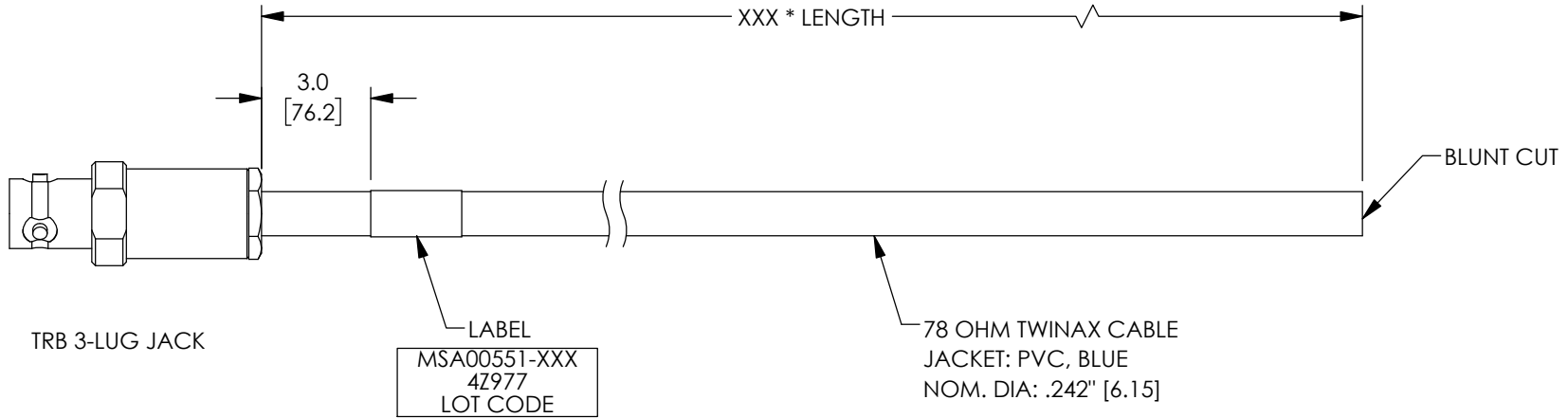


THE INFORMATION CONTAINED IN THIS DRAWING IS THE SOLE PROPERTY OF MILESTEK, INC.. ANY REPRODUCTION IN PART OR WHOLE WITHOUT THE WRITTEN PERMISSION OF MILESTEK, INC. IS PROHIBITED.


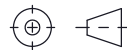
# LEAD FREE SOLDER

REVISIONS			
REV	DESCRIPTION	DATE	APPROVED
A	INITIAL RELEASE	11/25/2019	MBLACKWOOD



**NOTES:**

- \*XXX = LENGTH IN INCHES  
\*XXXM = LENGTH IN METERS
- CABLE ASSEMBLY SHALL BE TESTED FOR CONTINUITY.

UNLESS OTHERWISE SPECIFIED, DIMENSIONS ARE IN INCHES [mm]	APPROVALS	DATE	 an INFINIT@ brand	301 Leora Ln., Suite 100, Lewisville, TX 75056 Phone: 1.940.484.9400 1.866.524.1553		
	DRAWN BY DFRISIELLO	11/25/2019				
OVERALL CABLE LENGTH TOLERANCE: ≤12 [305] = +1 [25] / -0 >12 [305] ≤60 [1524] = +2 [51] / -0 >60 [1524] ≤120 [3048] = +4 [102] / -0 >120 [3048] ≤300 [7620] = +6 [152] / -0 >300 [7620] = +5% / -0	CHECKED BY MGREENHILL	11/25/2019	CATEGORY MIL-STD-1553B			
	ALL OTHER DIMENSIONAL TOLERANCES: .X = ± .2 [5]   FRACTIONS ± 1/32 .XX = ± .02 [5]   ANGLES ± 1° .XXX = ± .005 [1.3]	APPROVED BY MBLACKWOOD	11/25/2019	PRODUCT DESCRIPTION LF LR 0.242" O.D. 1553 TWNX CJ-BLNT		
THIRD-ANGLE PROJECTION 	CONFIGURATION DETAILS OF UNDIMENSIONED FEATURES MAY VARY	COLOR VARIATIONS MAY OCCUR	SIZE <b>A</b>	CAGE CODE <b>4Z977</b>	DWG. NO. MSA00551	REV. <b>A</b>
SCALE: NONE			SCALE: MSA00551.SLDDRW		SHEET 1 OF 1	