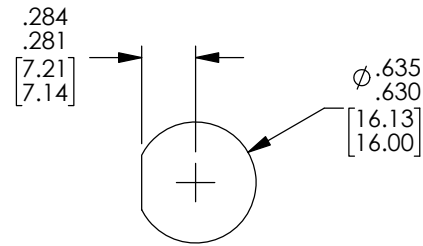
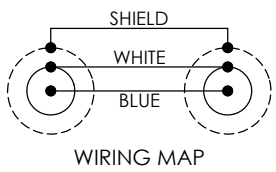
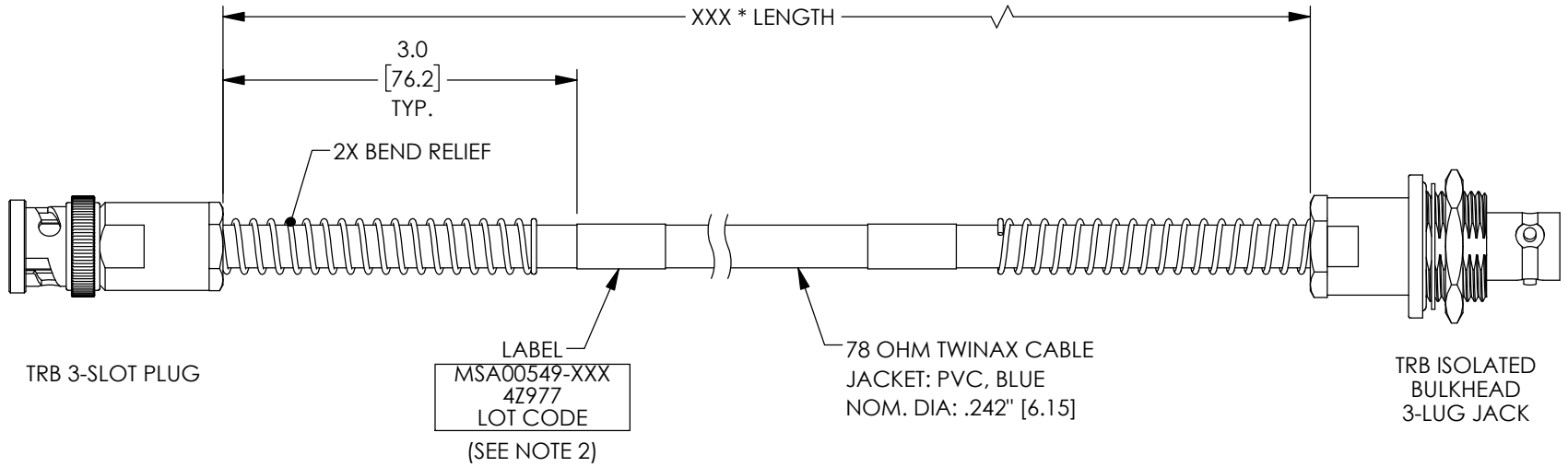


THE INFORMATION CONTAINED IN THIS DRAWING IS THE SOLE PROPERTY OF MILESTEK, INC.. ANY REPRODUCTION IN PART OR WHOLE WITHOUT THE WRITTEN PERMISSION OF MILESTEK, INC. IS PROHIBITED.

LEAD FREE SOLDER

REVISIONS			
REV	DESCRIPTION	DATE	APPROVED
A	INITIAL RELEASE	11/25/2019	MBLACKWOOD



NOTES:

- *XXX = LENGTH IN INCHES
*XXXM = LENGTH IN METERS
- CABLES 48" AND UNDER HAVE 1 LABEL CENTERED. CABLES OVER 48" HAVE 2 LABELS, ONE AT EACH END 3.0" FROM THE BACK OF THE CONNECTOR.
- CABLE ASSEMBLY SHALL BE TESTED FOR CONTINUITY.

UNLESS OTHERWISE SPECIFIED, DIMENSIONS ARE IN INCHES [mm] OVERALL CABLE LENGTH TOLERANCE: ≤12 [305] = +1 [25] / -0 >12 [305] ≤60 [1524] = +2 [51] / -0 >60 [1524] ≤120 [3048] = +4 [102] / -0 >120 [3048] ≤300 [7620] = +6 [152] / -0 >300 [7620] = +5% / -0 ALL OTHER DIMENSIONAL TOLERANCES: .X = ± .2 [5] FRACTIONS ± 1/32 .XX = ± .02 [5] ANGLES ± 1° .XXX = ± .005 [1.3]	APPROVALS	DATE	 an INFINIT® brand	301 Leora Ln., Suite 100, Lewisville, TX 75056 Phone: 1.940.484.9400 1.866.524.1553			
	DRAWN BY DFRISIELLO	11/25/2019			CHECKED BY MGREENHILL	11/25/2019	
APPROVED BY MBLACKWOOD	11/25/2019	CATEGORY MIL-STD-1553B		PRODUCT DESCRIPTION LF LR 0.242" O.D. 1553 TWNX PBR-IN BHJBR			
THIRD-ANGLE PROJECTION 		CONFIGURATION DETAILS OF UNDIMENSIONED FEATURES MAY VARY	COLOR VARIATIONS MAY OCCUR		SIZE A	CAGE CODE 4Z977	DWG. NO. MSA00549
SCALE: NONE		SCALE: MSA00549.SLDDRW		SHEET 1 OF 1			