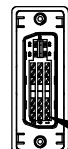


PROPRIETARY NOTICE

This document discloses confidential subject matter in which MilesTek Corporation and its subsidiaries have proprietary rights. Neither receipt nor possession thereof confers or transfers any right to reproduce or disclose the document, any part thereof, any information contained therein, or any physical article or device, or to practice any method or process, except by written permission from, or written agreement with MilesTek Corporation and its subsidiaries.

P/N	LENGTH	
	FEET	METERS
MDA00017-3F	3.0	.92
MDA00017-5F	5.0	1.52
MDA00017-15F	15.0	4.57

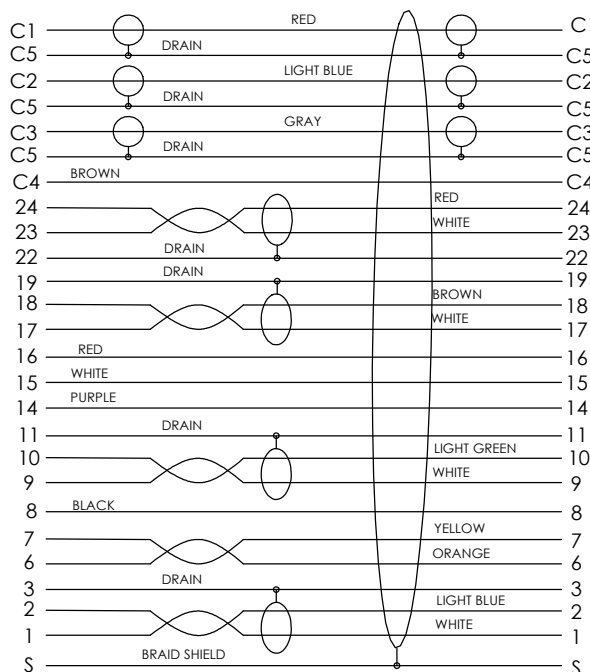
"P1"



PIN 1

2X MALE DVI-I
SINGLE LINK CONNECTOR
30µm GOLD PLATED CONTACTS

"P1" WIRING MAP



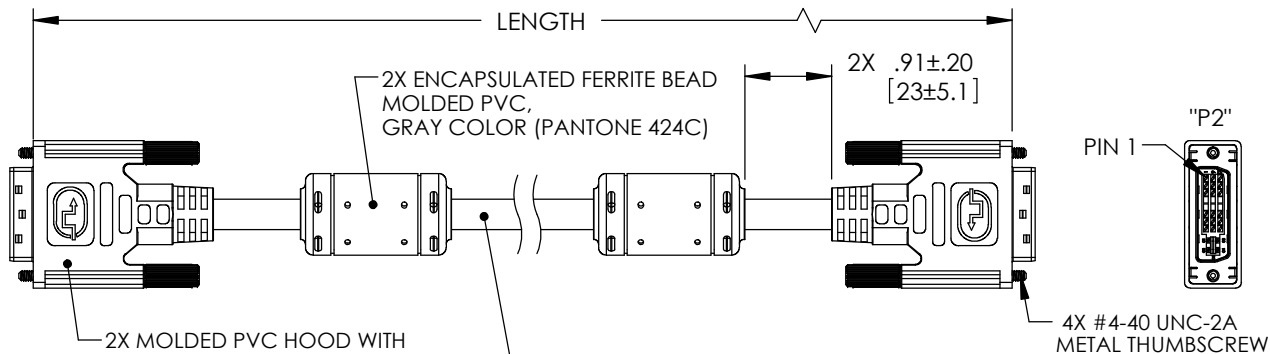
- NOTES:**
1. CABLE ASSEMBLY SHALL BE TESTED FOR CONTINUITY.
 2. CABLE ASSEMBLY SHALL BE INDIVIDUALLY PACKAGED IN ACCORDANCE WITH SPECIFICATION PS-0054.
 3. DUST COVERS INSTALLED FOR SHIPPING (NOT SHOWN).

REGULATORY COMPLIANCE:
CE2011/65/EU(RoHS DIRECTIVE)

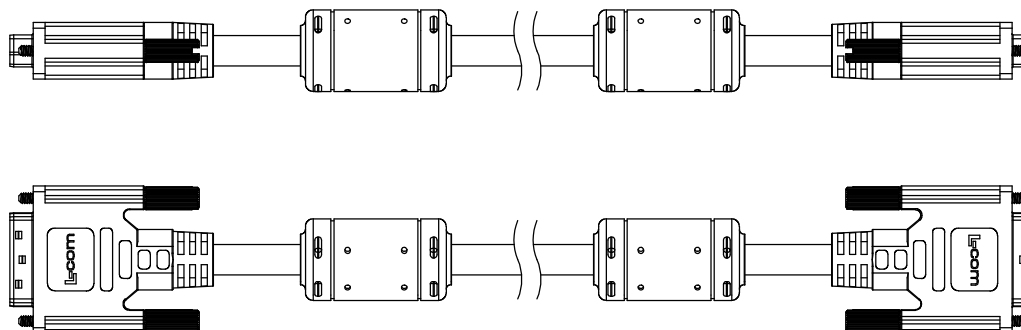
REVISONS			
REV	DESCRIPTION	DATE	APPROVED
A	INITIAL RELEASE	06/08/17	J.YOU

MDA00017


A



UL STYLE 20276
(3) 30AWG STRANDED TINNED COPPER COAXIAL CABLES (75 OHM),
(4) SHIELDED TWISTED PAIR, 30AWG STRANDED TINNED COPPER,
(1) UNSHIELDED TWISTED PAIR, 28AWG, STRANDED TINNED COPPER,
(5) CONDUCTORS 28AWG, STRANDED TINNED COPPER,
SHIELDING(BRAIDED): 36AWG TINNED COPPER,
SHIELDING: ALUMINUM/POLYESTER,
OUTER JACKET COLOR: GRAY COLOR (PANTONE 424C)



NON CONTROLLED DRAWING IF PRINTED

AS9100C CERTIFIED			CAD SYSTEM DRAWING - DO NOT REVISE MANUALLY				
			UNLESS OTHERWISE SPECIFIED ALL DIMENSIONS ARE IN INCHES OVERALL CABLE LENGTH TOLERANCE: 512 [305] +1 [25] /-0 >12 [305] ≤60 [1524] = +2 [51] /-0 >60 [1524] ≤120 [3048] = +4 [102] /-0 >120 [3048] ≤300 [7620] = +6 [152] /-0 >300 [7620] = +5% /-0% ALL OTHER DIMENSIONAL TOLERANCES: X = ± .2 [5.08] XX = ± .02 [51] XXX = ±.005 [13]	SIGNATURE	DATE	 <small>Military Aerospace Communications Industrial</small>	MILESTEK CORPORATION 1506 INTERSTATE 35 WEST DENTON, TX 76207 PHONE: 846.524.1553 FAX: 740.591.7086
		DRAWN BY: J.YOU		06/08/17			
		CHECKED BY: B.GATES		06/08/17			
		APPROVED ENGINEERING: S.PAN		06/08/17			
		APPROVED MANUFACTURING:					
			CUSTOMER APPROVAL			TITLE DVI CBL DVI-I M/M SNGL LNK	
DASH	NEXT ASSY	USED ON	CUSTOMER REFERENCE DOCUMENT:	CAGE CODE: 4Z977	SIZE A	DRAWING NUMBER: MDA00017	
APPLICATION					SCALE: NTS		SHEET 1 OF 1

UNLESS OTHERWISE SPECIFIED ALL DIMENSIONS ARE IN INCHES

OVERALL CABLE LENGTH TOLERANCE:
≤12 [305] = +1 [25] / -0
>12 [305] ≤60 [1524] = +2 [51] / -0
>60 [1524] ≤120 [3048] = +4 [102] / -0
>120 [3048] ≤300 [7620] = +6 [152] / -0
>300 [7620] = +5% / -0%

ALL OTHER DIMENSIONAL TOLERANCES:
.X = ±.2 [5.08]
.XX = ±.02 [5.1]
.XXX = ±.005 [13]

CUSTOMER REFERENCE DOCUMENT:

SIGNATURE

DATE

06/08/17

06/08/17

06/08/17

CUSTOMER APPROVAL

MILESTEK CORPORATION
1506 INTERSTATE 35 WEST
DENTON, TX 76207
PHONE: 866.524.1553
FAX: 940.591.7086

TITLE
DVI CBL DVI-I M/M SNGL LNK

SIZE
A

DRAWING NUMBER:
MDA00017

SCALE: NTS

SHEET 1 OF 1