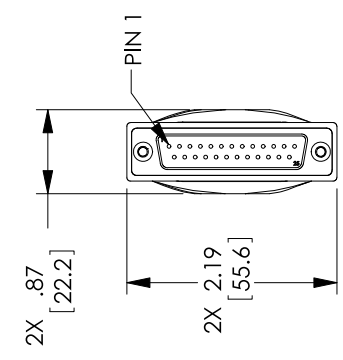


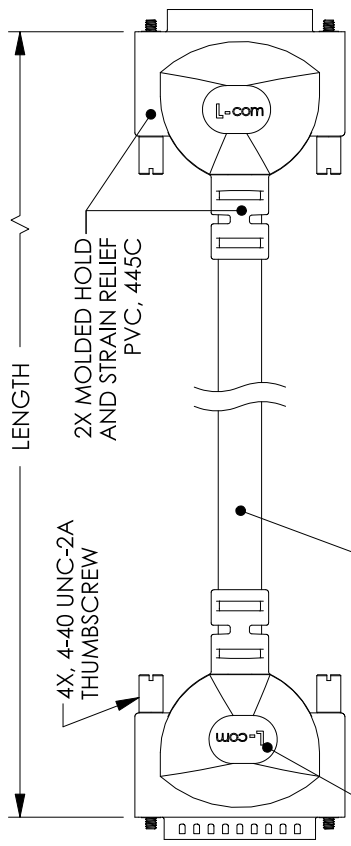
**PROPRIETARY NOTICE**

This document discloses confidential subject matter in which Milestek Corporation and its subsidiaries have proprietary rights. Neither receipt nor possession thereof confers or warrants any right, title, or interest in the product or any part thereof, and no information contained therein, or any physical article or device, or to practice any method or process, except by written permission from, or written agreement with Milestek Corporation and its subsidiaries.

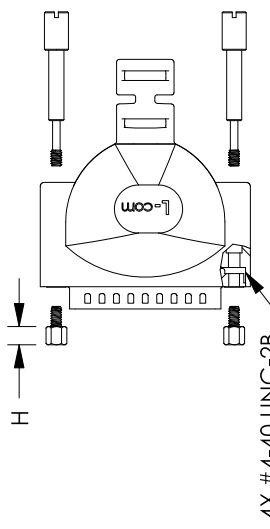
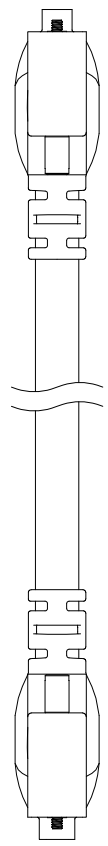
| WIRE MAP | "P1"         | "J1"  |
|----------|--------------|-------|
| 1        | BLACK        | 1     |
| 2        | BROWN        | 2     |
| 3        | RED          | 3     |
| 4        | ORANGE       | 4     |
| 5        | YELLOW       | 5     |
| 6        | GREEN        | 6     |
| 7        | BLUE         | 7     |
| 8        | PURPLE       | 8     |
| 9        | GRAY         | 9     |
| 10       | WHITE        | 10    |
| 11       | PINK         | 11    |
| 12       | LT. GREEN    | 12    |
| 13       | BLACK/WHITE  | 13    |
| 14       | BROWN/WHITE  | 14    |
| 15       | RED/WHITE    | 15    |
| 16       | ORANGE/WHITE | 16    |
| 17       | GREEN/WHITE  | 17    |
| 18       | BLUE/WHITE   | 18    |
| 19       | PURPLE/WHITE | 19    |
| 20       | RED/BLACK    | 20    |
| 21       | ORANGE/BLACK | 21    |
| 22       | YELLOW/BLACK | 22    |
| 23       | GREEN/BLACK  | 23    |
| 24       | GRAY/BLACK   | 24    |
| 25       | PINK/BLACK   | 25    |
| SHELL    | DRAIN        | SHELL |



"P1"  
DB25 MALE  
CONNECTOR



"J1"  
DB25 FEMALE  
CONNECTOR



THIS DETAIL VIEW TYPICAL  
MALE/FEMALE

| MODEL NUMBER  | LENGTH |        |
|---------------|--------|--------|
|               | FEET   | METERS |
| DSA00028-1F   | 1.0    | .30    |
| DSA00028-205F | 2.5    | .76    |
| DSA00028-5F   | 5.0    | 1.52   |
| DSA00028-10F  | 10.0   | 3.05   |
| DSA00028-25F  | 25.0   | 7.62   |
| DSA00028-50F  | 50.0   | 15.24  |

**NOTES:**

SUPPLIED WITH THUMBSCREWS IN PLACE.  
NOTE: SUPPLIED WITH OPTIONAL USE HARDWARE AND INSTRUCTIONS.  
CABLE INTERCONNECTION HARDWARE: (4) SCREWLOCKS, H= .191"  
PANEL MOUNT HARDWARE: (4) SCREWLOCKS, H= .160"

CABLE ASSEMBLY SHALL BE TESTED FOR CONTINUITY.

CABLE ASSEMBLY SHALL BE INDIVIDUALLY PACKAGED IN ACCORDANCE WITH MILESTEK SPECIFICATION PS-0054.

**REGULATORY COMPLIANCE:**  
CE2011/65/EU (RoHS DIRECTIVE)

**NON CONTROLLED DRAWING IF PRINTED**

CAD SYSTEM DRAWING - DO NOT REVISE MANUALLY

|  |                      |                  |   |
|--|----------------------|------------------|---|
| UNLESS OTHERWISE SPECIFIED ALL DIMENSIONS ARE IN INCHES  | SIGNATURE            | DATE             | MILESTEK CORPORATION<br>301 ROCKVALE DRIVE, SUITE 100<br>ROCKVALE, ILLINOIS 60453<br>PHONE: (940) 484-4400<br>FAX: (940) 566-1047 |
| OVERALL CABLE LENGTH TOLERANCE:<br>>12 [305] 560 [1524] = +.01 [-.01] / -0<br>>120 [3048] 5320 [13720] = +.01 [0.25] / -0<br>>300 [7620] = +.03% / -0% | B. PUCHASKI          | 06/06/18         | TITLE<br>CA,DB25M/F PWR #20 MOLD  |
| ALL OTHER DIMENSIONAL TOLERANCES:<br>X = ± .0150 [0.38]<br>XX = ± .003 [0.076]<br>XXX = ± .003 [0.076]   | J. LABOY<br>B. GATES | 06/06/18         |   |
| CUSTOMER REFERENCE DOCUMENT:   | CUSTOMER APPROVAL    | CAGE CODE: 42977 | DRAWING NUMBER:<br>DSA00028   |
| DASH   | NEXT ASSY            | USED ON          | SCALE: NTS  |
| APPLICATION  |                      |                  | SHEET 1 OF 1  |