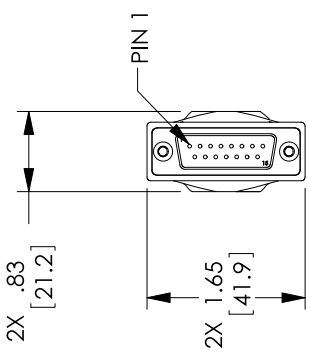


8 7 6 5 4 3 2 1

PROPRIETARY NOTICE

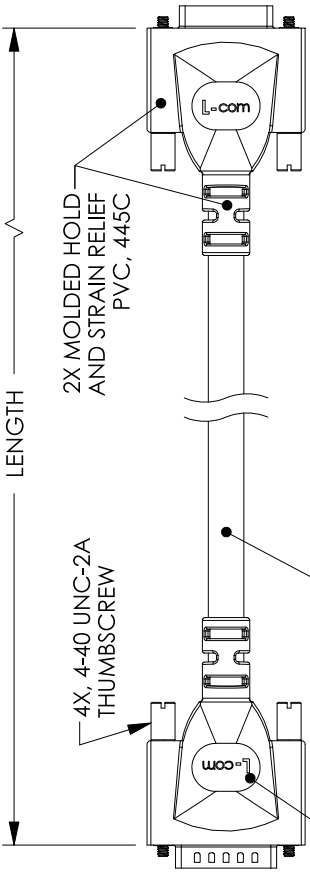
This document discloses confidential subject matter in which Milestek Corporation and its subsidiaries have proprietary rights. Neither receipt nor possession thereof confers or grants the right to use, reproduce, or disseminate any information contained therein, or any physical article or device, or to practice any method or process, except by written permission from, or written agreement with Milestek Corporation and its subsidiaries.

REV	DESCRIPTION	DATE	APPROVED
A	REV A DRAWING RELEASED	06/07/18	B.PUCHASKI
DSAA00026			

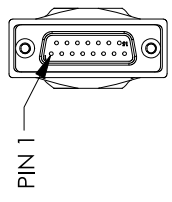


"PI"
DB15 MALE
CONNECTOR

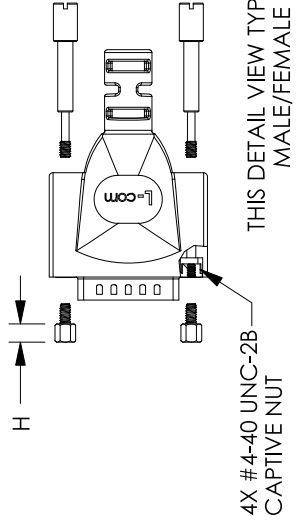
"PI"	WIRE MAP	"JI"
1	BLACK	1
2	BROWN	2
3	RED	3
4	ORANGE	4
5	YELLOW	5
6	GREEN	6
7	BLUE	7
8	PURPLE	8
9	GRAY	9
10	WHITE	10
11	PINK	11
12	LT. GREEN	12
13	BLACK/WHITE	13
14	BROWN/WHITE	14
15	RED/WHITE	15
SHELL	DRAIN	SHELL



UL STYLE: 2464
15 COND., 20 AWG STRANDED TINNED COPPER WITH ALUM/POLY SHIELD AND DRAIN WIRE PLUS TINNED COPPER BRAID SHIELD.
JACKET: PVC, PANTONE 445C
JACKET MARKING: "L-COM OPTIMAL DATA TRANSFER CABLE"



"JI"
DB15 FEMALE
CONNECTOR



THIS DETAIL VIEW TYPICAL
MALE/FEMALE

MODEL NUMBER	LENGTH	
	FEET	METERS
DSA00026-1F	1.0	.30
DSA00026-205F	2.5	.76
DSA00026-5F	5.0	1.52
DSA00026-10F	10.0	3.05
DSA00026-25F	25.0	7.62
DSA00026-50F	50.0	15.24

NOTES:

SUPPLIED WITH THUMBSCREWS IN PLACE.
NOTE: SUPPLIED WITH OPTIONAL USE HARDWARE AND INSTRUCTIONS.
CABLE INTERCONNECTION HARDWARE: (4) SCREWLOCKS, H= .191"
PANEL MOUNT HARDWARE: (4) SCREWLOCKS, H= .160"

CABLE ASSEMBLY SHALL BE TESTED FOR CONTINUITY.

CABLE ASSEMBLY SHALL BE INDIVIDUALLY PACKAGED IN ACCORDANCE WITH MILESTEK SPECIFICATION PS-0054.

REGULATORY COMPLIANCE:
CE2011/65/EU (RoHS DIRECTIVE)

NON CONTROLLED DRAWING IF PRINTED

UNLESS OTHERWISE SPECIFIED ALL DIMENSIONS ARE IN INCHES		SIGNATURE	DATE
OVERALL CABLE LENGTH TOLERANCE: >12 (305) 560 (1424) = +.01 / -0 >120 (3048) 5320 (13620) = +.01 (152) / -0 >300 (7620) = +.05 / -.05		B.PUCHASKI	06/06/18
ALL OTHER DIMENSIONAL TOLERANCES: X = ± .01 (0.25) XX = ± .005 (0.13) XXX = ± .003 (0.075)		J.JARBY	06/06/18
CUSTOMER REFERENCE DOCUMENT:		APPROVED BY:	TITLE
DASH: NEXT ASSY: USED ON: APPLICATION:		B.GATES	CA,DB15M/F PWR #20 MOLD
CAGE CODE: 42977		APPROVED MANUFACTURING:	SHEET
SCALE: NTS		CUSTOMER APPROVAL:	DRAWING NUMBER:
MILESTEK CORPORATION 301 KENYON AVE. SUITE 100 MILFORD, CT 06460 PHONE: (949) 484-4400 FAX: (949) 564-1047		A	
DSAA00026		DSA00026	

CAD SYSTEM DRAWING - DO NOT REVISE MANUALLY

8

1