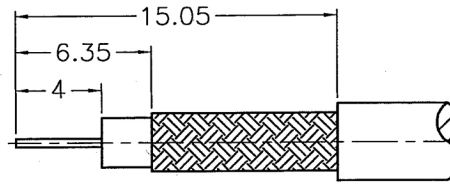
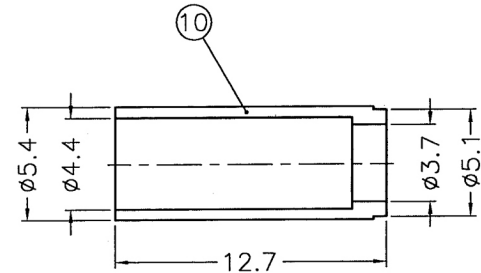
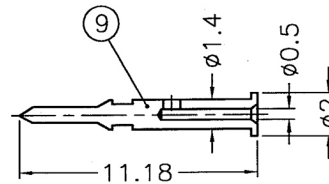
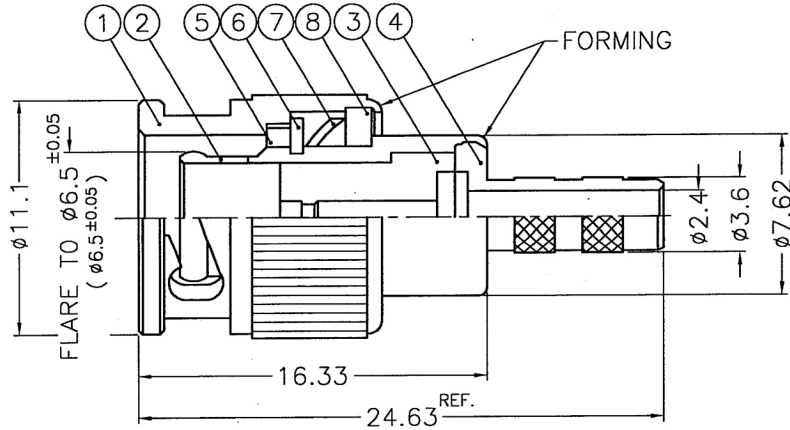


REVISIONS		
ISS	ZONE	DESCRIPTION\PER REQUEST\DATE
B	A-1	NO.2 WAS CHANGED \RA-DM04121501A\12-15-04'
B1	A-2	RR00AAK01B WAS RR00AAK01A \N/A\09-13-05'



RECOMMENDED
CABLE STRIPPING DIM'S



NOTES: FINISH (PLATING THICKNESS IN MICRO-INCHES)

1. BRASS PER QQ-B-626
2. BRASS PER QQ-B-613
3. NICKEL PL. 100 MIN. THICK OVER COPPER STRIKE
4. NICKEL PL. 200 MIN. THICK OVER COPPER STRIKE
5. GOLD PL. 30 MIN. THICK OVER NICKEL PL. 100 MIN. THICK OVER COPPER STRIKE
6. TEFLON MIL-P-19468
7. PHOSPHOR BRONZE PER QQ-B-750

1. CRIMPED FERRULE
HEX. CRIMP SIZE .178"
2. CRIMPED CONTACT PIN
SQ. CRIMP SIZE .043"
OR TO SOLDER

NO.	DESCRIPTION	MATERIAL	FINISH	Q'TY	DRAWING NO.	
10	FERRULE		NOTE 1	NOTE 3	1	FR-54/44-51/37 X127
9	CONTACT PIN		NOTE 1	NOTE 5	1	CP31AAC01A
8	WASHER		NOTE 2	NOTE 3	1	WS00AAD27A
7	SPRING		SK5	NOTE 4	1	SG00AAG01A
6	RETAINER RING		NOTE 1	NOTE 3	1	RR00AAK01B
5	GASKET	SILICONE RED			1	GS00AAA50A
4	BARREL		NOTE 1	NOTE 3	1	BR00ADL01A
3	INSULATOR		NOTE 6	NATURAL	1	NS00AGP01A
2	BODY		NOTE 7	NOTE 3	1	BD31AAD01B
1	SHELL		NOTE 1	NOTE 3	1	SH31AAA01A

DIMENSIONS ARE IN MILLIMETERS			
UNLESS OTHERWISE SPECIFIED TOLERANCES			
0.5-6 = ±0.2			
6-30 = ±0.4			
30-120 = ±0.6			
120-315 = ±1			
315-1000 = ±1.6			
1000-2000 = ±2.4			
SCALE	3/1	ISSUE	B1
FILE NO.F:\DWG\MNB\1121A1\001\75\NT30G-B1SZ			

PART NO. 10 03003 205	
APPROVED	DATE 09-13-05'
CHECKED	DATE 09-13-05'
DRAWN	DATE 09-13-05'

Milestek®

1506 Interstate 35 W • Denton, TX 76207-2402

Telephone: 940.484.9400 • Toll Free: 800.524.7444
Fax: 940.484.9402 • Web: www.milestek.com

TITLE MINI BNC CRIMP PLUG
(FOR 735A CABLE)

DRAWING NO. 10-03003-205

ITEM NO.