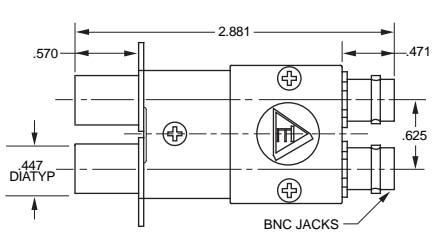
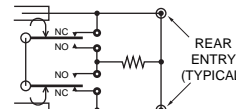
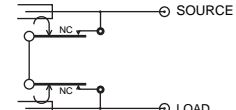


STANDARD COAX PATCH JACKS

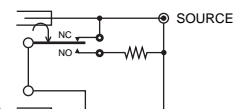
Patch Jacks J15, J14, J24, J314, and HDVDP can be mounted vertically or horizontally on 5/8" centers. Mounting tabs are normally "back-to-back" as shown. For side-by-side tabs for horizontal mounting, add the letter "L" for left-hand tabs or "R" for right hand tabs (not available on J24, J214, J314, and HDVDP).

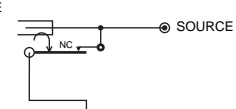
TERMINATED:
PROVIDES A RESISTIVE LOAD TO THE UNUSED SIDE. INSERTING A PLUG INTO THE THE SOURCE SIDE AUTOMATICALLY TERMINATES THE LOAD SIDE. INSERTION INTO THE LOAD SIDE AUTOMATICALLY TERMINATES THE SOURCE SIDE.



UN-TERMINATED:
INSERTING A PLUG INTO EITHER SIDE BREAKS THE NORMAL-THRU.



MONITOR-TERMINATED:
INSERTING A PLUG INTO THE SOURCE SIDE PROVIDES A RESISTIVE LOAD TO THE LOAD SIDE. INSERTION INTO THE LOAD SIDE MONITORS THE NORMAL-THRU SIGNAL ONLY.







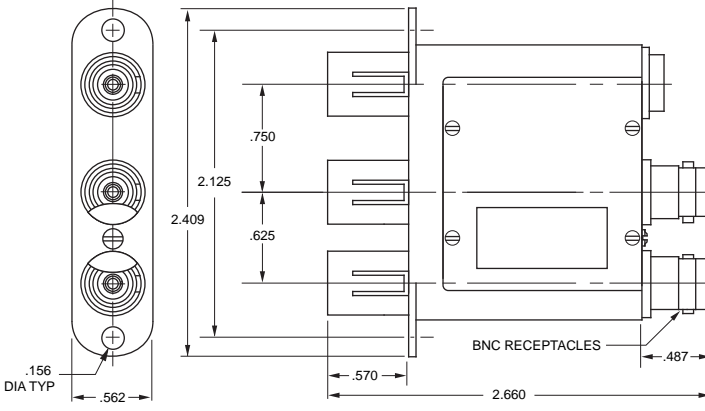
MONITOR:
INSERTING A PLUG INTO THE SOURCE SIDE BREAKS THE NORMAL-THRU. INSERTION INTO THE LOAD SIDE MONITORS THE NORMAL-THRU SIGNAL ONLY.

SCHEMATICS

J14 SERIES

50Ω RCA STANDARD

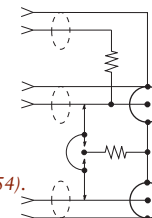
Rear Entry	Configuration	Center-pin	Part#
BNC	Unterminated	.070"	J14
BNC	Terminated	.070"	J14T-R
BNC	Monitor	.070"	J14M
BNC	Monitor-Terminated	.070"	J14MT-R
TNC	Unterminated	.070"	J14H
TNC	Terminated	.070"	J14HT-R
TNC	Monitor	.070"	J14MH
TNC	Monitor-Terminated	.070"	J14MHT-R
Cable Crimp	Unterminated	.070"	J14C-
Cable Crimp	Terminated	.070"	J14CT-R-
Cable Crimp	Monitor	.070"	J14MC-
Cable Crimp	Monitor-Terminated	.070"	J14MCT-R-



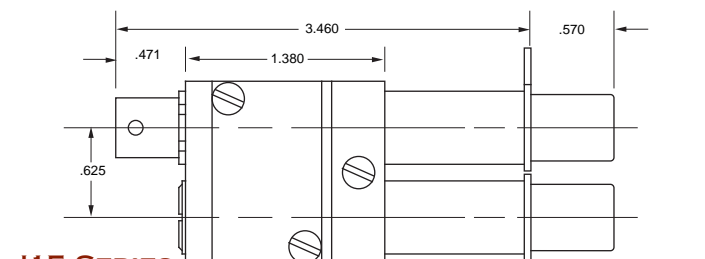
**HIGH FREQUENCY
NORMAL-THRU
WITH MONITOR
DUAL COAX PATCH JACK**

To be used with grey aluminum insulated panel..JIS-72 (see page 54).

J24WMSTHF-75





SCHEMATIC



**J15 SERIES
CABLE REAR ENTRY**

Normally one BNC or TNC rear entry connection.

REAR ENTRY	PREWIRED?	CENTER PIN	50Ω RCA
BNC Single	Y	.070"	J15B
BNC Single	N	.070"	J15BA
BNC Dual	Y	.070"	J15BB
BNC Dual	N	.070"	J15BBA
TNC Single	Y	.070"	J15H
TNC Single	N	.070"	J15HA
TNC Dual	Y	.070"	J15HH
TNC Dual	N	.070"	J15HHA
Cable Single	N	.070"	J15-

REAR ENTRY	PREWIRED?	CENTER PIN	75Ω WE
BNC Single	Y	.090"	J15WB
BNC Single	N	.090"	J15WBA
BNC Dual	Y	.090"	J15WBB
BNC Dual	N	.090"	J15WBBA
TNC Single	Y	.090"	J15WH
TNC Single	N	.090"	J15WHA
TNC Dual	Y	.090"	J15WHH
TNC Dual	N	.090"	J15WHHA
Cable Single	N	.090"	J15W-

 Refers to the Cable Group Table, see pages 82-124. Standard Panels see pages 46-49. R-Resistance (1/2W, 1%)