

8

7

6

5

4

3

2

1

PROPRIETARY NOTICE

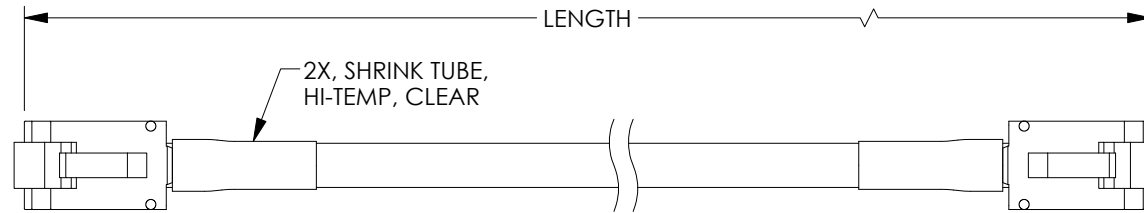
This document discloses confidential subject matter in which MilesTek Corporation and its subsidiaries have proprietary rights. Neither receipt nor possession thereof confers or transfers any right to reproduce or disclose the document, any part thereof, any information contained therein, or any physical article or device, or to practice any method or process, except by written permission from, or written agreement with MilesTek Corporation and its subsidiaries.

T6A00007

A

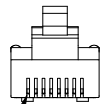
REVISIONS

REV	DESCRIPTION	DATE	APPROVED
A	INITIAL RELEASE	2/23/18	D.FRISIELLO



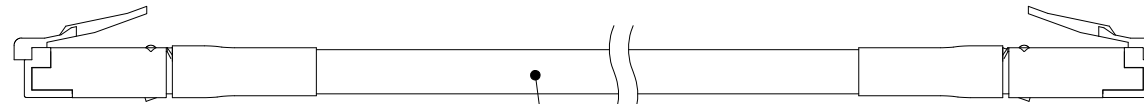
"P1"

"P2"



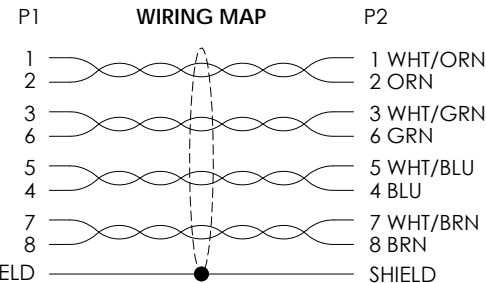
POSITION 1

2X RJ45 (8P8C)
SHIELDED PLUG



4TP, CAT 6a, 26AWG STRANDED SILVER PLATED COPPER WITH ALUM/POLY FOIL SHIELD AND ROUND TINNED PLATED COPPER BRAID, (85% MIN. COVERAGE).
JACKET: FEP, BLUE
OPERATING TEMPERATURE RANGE: -55 °C TO +150 °C
NOM. DIA: .230" [5.84], MIN. BEND RAD: 1.15" [29.2]

MODEL NUMBER	LENGTH FEET [METERS]
T6A00007-1F	1.0 [.30]
T6A00007-2F	2.0 [.61]
T6A00007-3F	3.0 [.91]
T6A00007-5F	5.0 [1.52]
T6A00007-10F	10.0 [3.05]
T6A00007-15F	15.0 [4.57]
T6A00007-25F	25.0 [7.62]
T6A00007-50F	50.0 [15.24]
T6A00007-75F	75.0 [22.86]
T6A00007-100F	100.0 [30.48]
T6A00007-125F	125.0 [38.10]
T6A00007-150F	150.0 [45.72]



NOTES:

FIRE PROPERTIES: (FST)

MEETS OR EXCEEDS THE APPLICABLE REQUIREMENTS OF FAR 25.869, FAR 25.853, ABD0031, AND D6-51377.

- LENGTHS OVER 10 METERS (32.8 FT) ARE CHANNEL RATED.
- PLUG CONFORMS TO TIA-1096.
- CABLE ASSEMBLY SHALL BE TESTED FOR CONTINUITY.
- CABLE ASSEMBLY SHALL BE INDIVIDUALLY PACKAGED IN ACCORDANCE WITH MILESTEK PACKAGING SPECIFICATION PS-0054.

REGULATORY COMPLIANCE:

CE2011/65/EU (RoHS DIRECTIVE)

NON CONTROLLED DRAWING IF PRINTED

AS9100C CERTIFIED			CAD SYSTEM DRAWING - DO NOT REVISE MANUALLY			
			UNLESS OTHERWISE SPECIFIED ALL DIMENSIONS ARE IN INCHES	SIGNATURE	DATE	<p>MILESTEK CORPORATION 1506 INTERSTATE 35 WEST DENTON, TX 76207 PHONE: 866.524.1553 FAX: 940.591.7086</p>
			OVERALL CABLE LENGTH TOLERANCE: ≤12 [305] = +1 [25] / -0 >12 [305] ≤60 [1524] = +2 [51] / -0 >60 [1524] ≤120 [3048] = +4 [102] / -0 >120 [3048] ≤300 [7620] = +6 [152] / -0 >300 [7620] = +5% / -0%	D.FRISIELLO	2/22/18	
			ALL OTHER DIMENSIONAL TOLERANCES: X = ±.2 [5.08] Y = ±.02 [51] XXX = ±.005 [13]	D.GUITADAURO	2/23/18	C6a SF/UTP 26STR FEP BLU +150°C
DASH	NEXT ASSY	USED ON	CUSTOMER REFERENCE DOCUMENT:	CUSTOMER APPROVAL		SIZE A
			APPLICATION	CAGE CODE: 42977		DRAWING NUMBER: T6A00007
						SCALE: NTS
						SHEET 1 OF 1

8

7

6

5

4

3

2

1