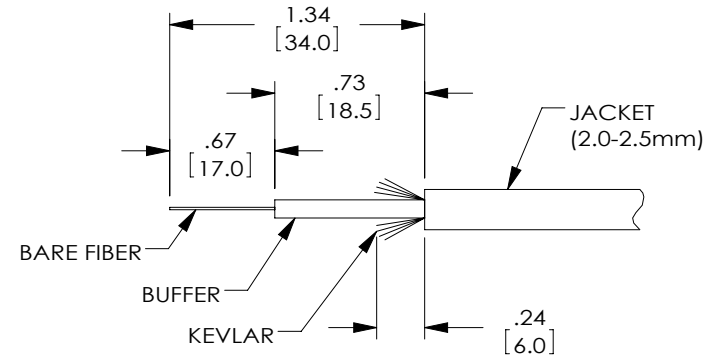
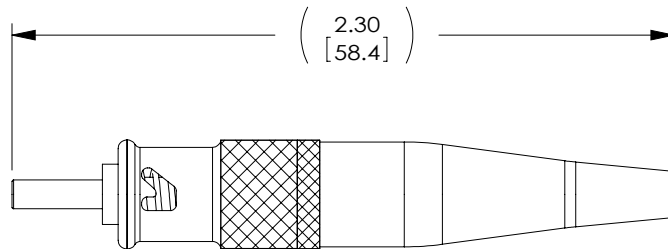
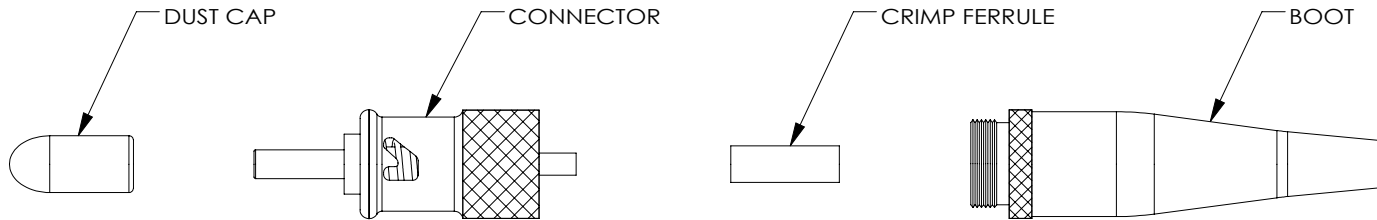


PROPRIETARY NOTICE

This document discloses confidential subject matter in which MilesTek Corporation and its subsidiaries have proprietary rights. Neither receipt nor possession thereof confers or transfers any right to reproduce or disclose the document, any part thereof, any information contained therein, or any physical article or device, or to practice any method or process, except by written permission from, or written agreement with MilesTek Corporation and its subsidiaries.

REVISIONS			
REV	DESCRIPTION	DATE	APPROVED
A	INITIAL RELEASE	06/07/17	G.HUAN



RECOMMENDED STRIPPING DIMENSIONS

NOTES:

MATERIAL: NICKEL PLATED BRASS.

CONNECTOR ASSEMBLY POLISH TYPE: PC.

MODEL IS NON-LOCKING STYLE, MULTIMODE.


STRIP FIBER CABLE TO MIL-STD-2042-5B. STRIP DIMENSIONS ARE +/- 1mm.

DUST CAP IS INSTALLED FOR SHIPMENT.

COMPONENTS COME UNASSEMBLED AND SHALL BE INDIVIDUALLY PACKAGED IN ACCORDANCE WITH SPEC. PS-0054.

REGULATORY COMPLIANCE:
CE2011/65/EU(RHOS DIRECTIVE)

NON CONTROLLED DRAWING IF PRINTED

AS9100C CERTIFIED			CAD SYSTEM DRAWING - DO NOT REVISE MANUALLY			
			UNLESS OTHERWISE SPECIFIED ALL DIMENSIONS ARE IN INCHES	SIGNATURE	DATE	 MILESTEK CORPORATION 1506 INTERSTATE 35 WEST DENTON, TX 76207 PHONE: 866.554.1533 FAX: 940.591.7086
			OVERALL CABLE LENGTH TOLERANCE: ±12 [305] = +1 [25] / -0 >12 [305] ≤60 [1524] = +2 [51] / -0 >60 [1524] ≤120 [3048] = +4 [102] / -0 >120 [3048] ≤300 [7620] = +6 [152] / -0 >300 [7620] = +5% / -0%	DRAWN BY: G.HUAN	06/07/17	
			ALL OTHER DIMENSIONAL TOLERANCES: .X = ±.2 [5.08] XX = ±.02 [1.51] XXX = ±.005 [1.3]	CHECKED BY: Dustin G.	06/07/17	
				APPROVED ENGINEERING: S.PAN	06/07/17	
				APPROVED MANUFACTURING:		
				CUSTOMER APPROVAL		TITLE MIL ST MM NON-LOCK NPB 2MM
						SIZE A
DASH	NEXT ASSY	USED ON	CUSTOMER REFERENCE DOCUMENT:	CAGE CODE: 42977	DRAWING NUMBER: FYB00003	
APPLICATION			SCALE: NTS			
			SHEET 1 OF 1			

UNLESS OTHERWISE SPECIFIED ALL DIMENSIONS ARE IN INCHES

OVERALL CABLE LENGTH TOLERANCE:
 ≤12 [305] = +1 [25] / -0
 >12 [305] ≤60 [1524] = +2 [51] / -0
 >60 [1524] ≤120 [3048] = +4 [102] / -0
 >120 [3048] ≤300 [7620] = +6 [152] / -0
 >300 [7620] = +5% / -0%

ALL OTHER DIMENSIONAL TOLERANCES:
 .X = ±.2 [5.08]
 .XX = ±.02 [1.51]
 .XXX = ±.003 [1.3]

CUSTOMER REFERENCE DOCUMENT:

SIGNATURE

DATE

DRAWN BY: G.HUAN

CHECKED BY: Dustin G.

APPROVED ENGINEERING: S.PAN

APPROVED MANUFACTURING:

CUSTOMER APPROVAL

MILESTEK CORPORATION
1506 INTERSTATE 35 WEST
DENTON, TX 76207
PHONE: 866.524.1553
FAX: 940.591.7086

TITLE

MIL ST MM NON-LOCK NPB 2MM

SIZE

A

DRAWING NUMBER:

FYB00003

SCALE: NTS

SHEET 1 OF 1